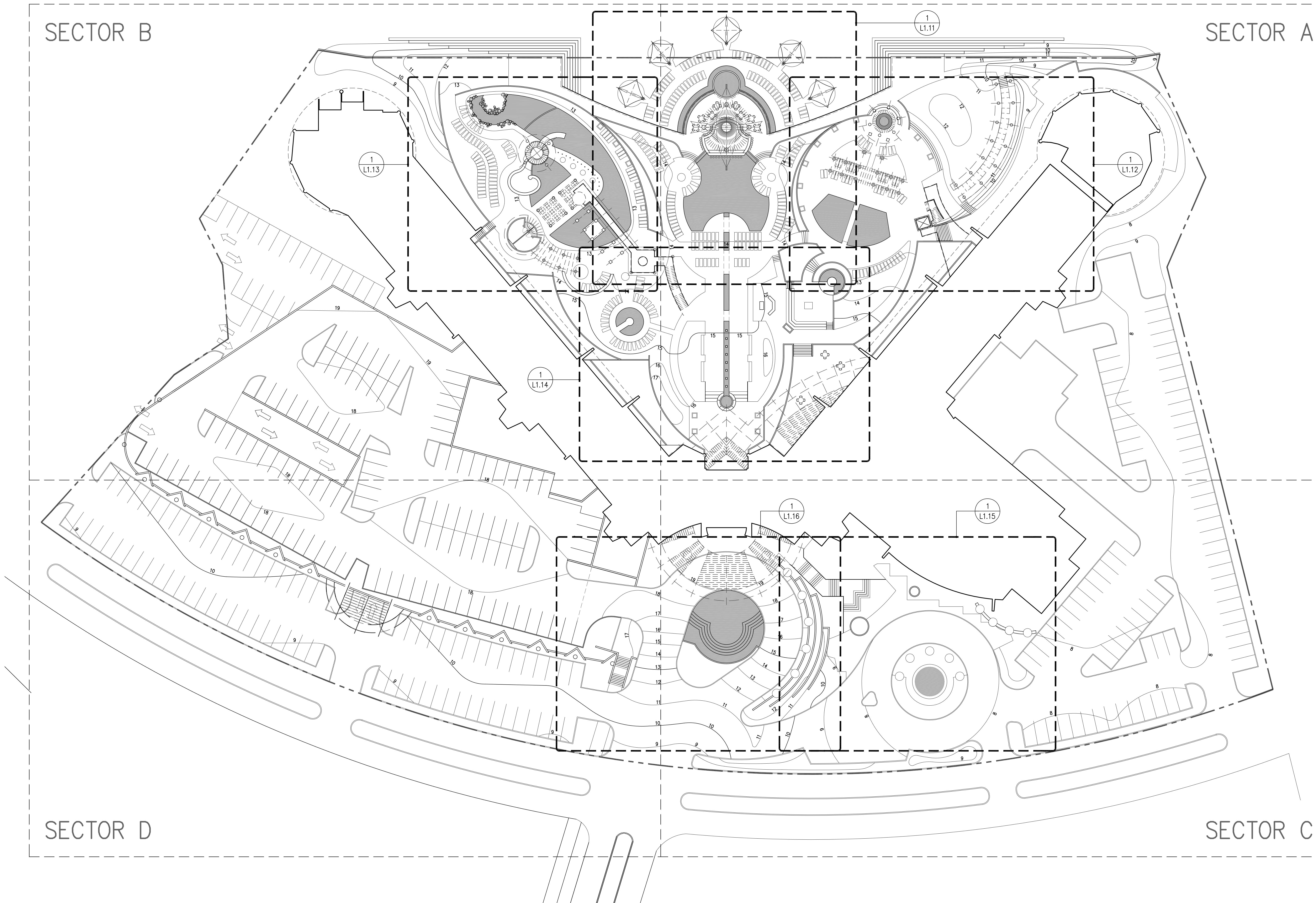


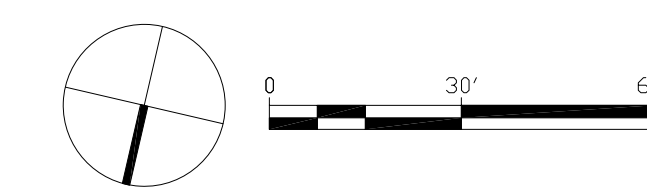
SECTOR B

SECTOR A



- LEGEND:
- PROPERTY LINE
 - 1' CONTOURS
 - 5' CONTOURS

1 LAYOUT, GRADING AND MATERIALS KEY PLAN
SCALE: 1" = 30'

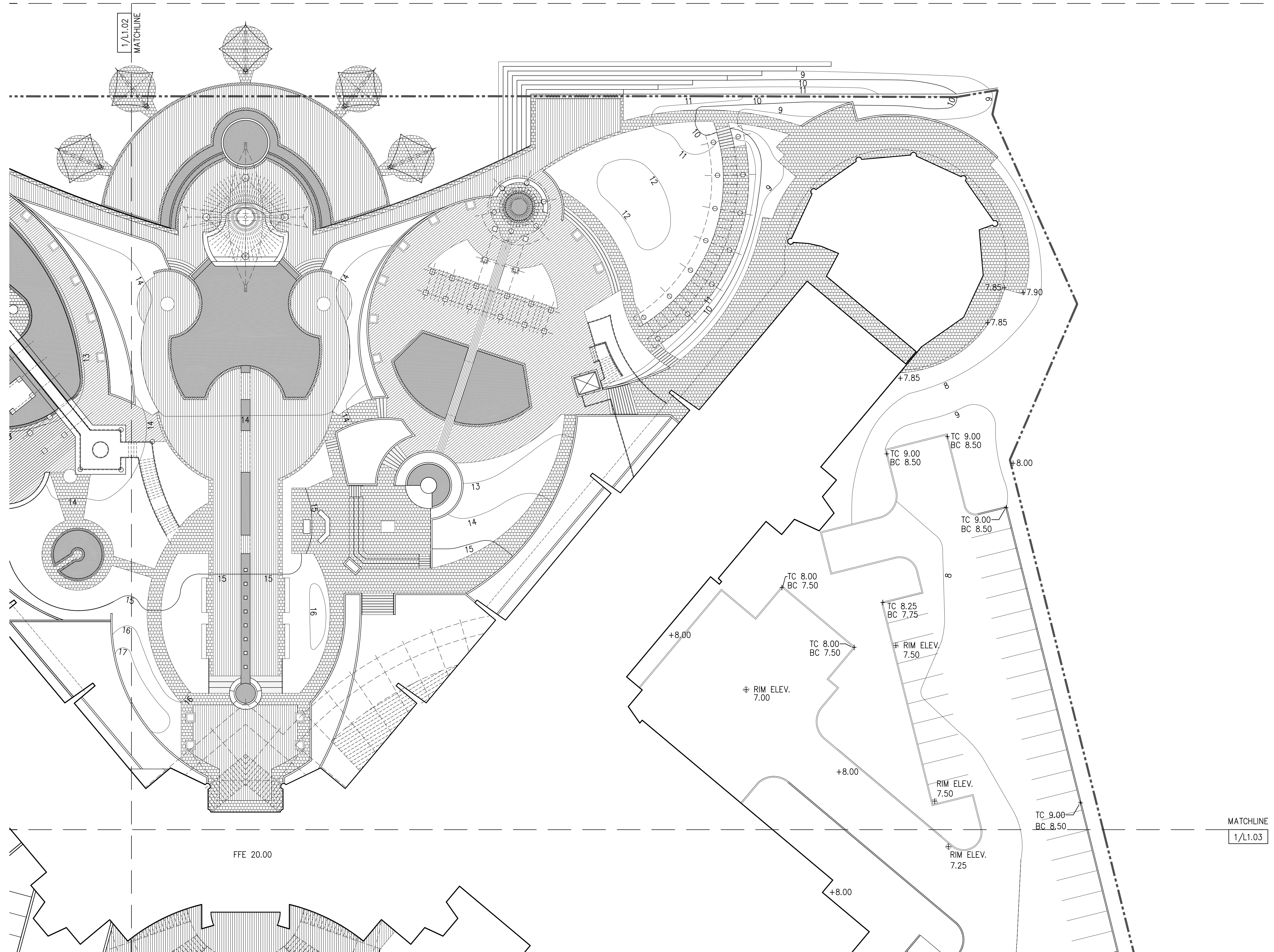


GRANDE POSADA
03.06.2007

© DRAWINGS ARE PROTECTED BY
COPYRIGHT. REPRODUCTION OR
USE WITHOUT WRITTEN
PERMISSION IS PROHIBITED.
LAYOUT, GRADING AND
MATERIALS KEY PLAN

DATE 03/06/07
DWN DF
CHK CA
JOB # S06-569

L1.00
OF 29 1



NOTES

1. GRADES FROM COMPOSITE SURVEY INFORMATION CONVERTED FROM METRIC TO U.S. IMPERIAL.
2. MEAN HIGH TIDE ASSUMED TO BE AT 0.00
3. STORM SURGE AND SEA WALL ELEVATION ASSUMED AT 11.50
4. LOCATION OF POOLS, TRELLISES AND LANDSCAPE ELEMENTS ARE SCALABLE UNLESS OTHERWISE NOTED BY LAYOUT DIMENSIONS

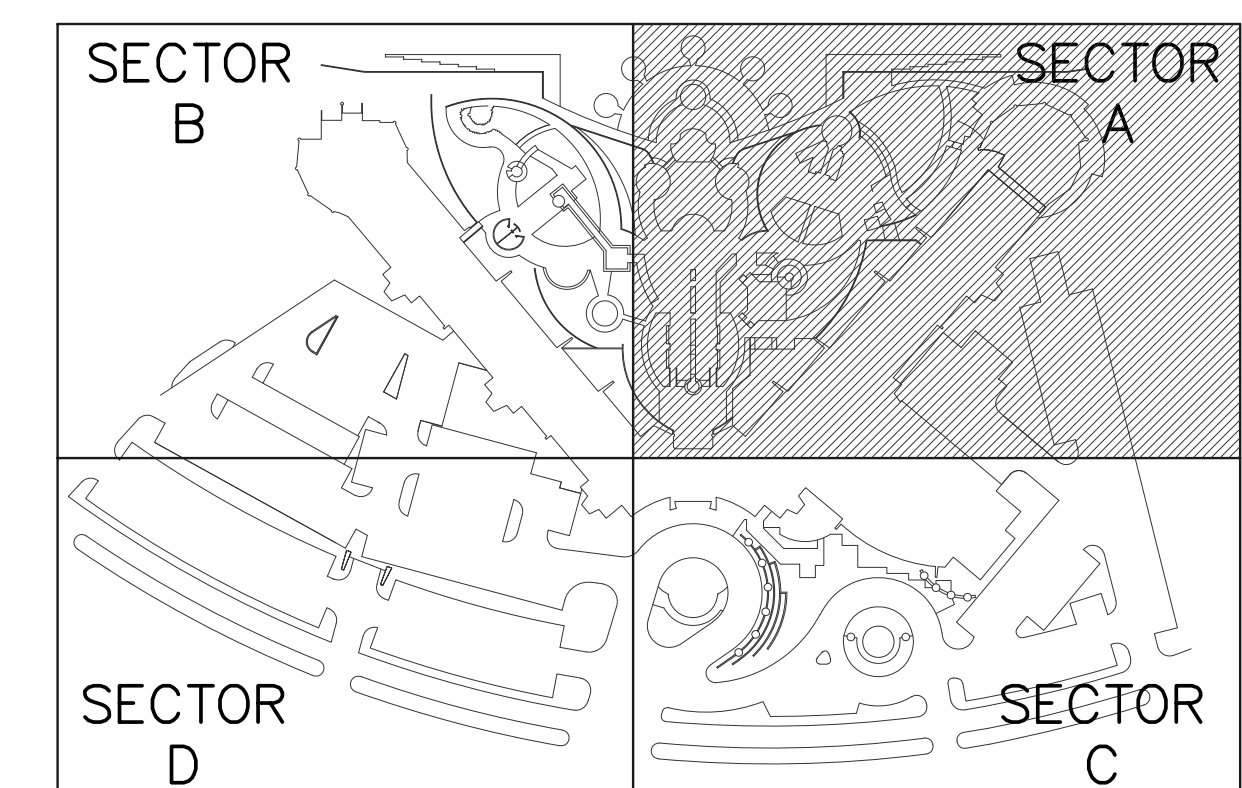
PAVING SCHEDULE:

		P1 MAIN PLAZA, BOARDWALK, AND ADULT POOL PAVING: CANTERA, GOLDEN CORCHO 18" X 36" STONE BOARDS
		P2 SPAS, DINING TERRACES, CABANA AND EDGING ACCENTS: CANTERA, MOSTAZA 18" X 18" STONE PAVERS
		P3 POOL, PLAY AND TOT POOL AREAS: CANTERA, CORCHO 18" X 36" STONE BOARDS
		P4 POOL COPING: CANTERA, CAFE II 12" X 18" STONE PAVERS
		P5 STAIRS: CANTERA, CAFE III 12" X 12" STONE PAVERS

LEGEND:

- PROPERTY LINE
- 1' CONTOURS
- 5' CONTOURS
- CATCH BASIN OR DRAIN INLET

1 LAYOUT, GRADING AND MATERIALS PLAN SECTOR A
SCALE: 1" = 20'



© DRAWINGS ARE PROTECTED BY COPYRIGHT. REPRODUCTION OR RELEASE WITHOUT WRITTEN PERMISSION IS PROHIBITED.
LAYOUT, GRADING AND MATERIALS PLAN SECTOR A

DATE 03/06/07
DWN DF
CHK CA
JOB # S06-569

L1.01
OF 29 **2**

GRANDE POSADA
03.06.2007



NOTES

1. GRADES FROM COMPOSITE SURVEY INFORMATION CONVERTED FROM METRIC TO U.S. IMPERIAL.
2. MEAN HIGH TIDE ASSUMED TO BE AT 0.00
3. STORM SURGE AND SEA WALL ELEVATION ASSUMED AT 11.50
4. LOCATION OF POOLS, TRELLISES AND LANDSCAPE ELEMENTS ARE SCALABLE UNLESS OTHERWISE NOTED BY LAYOUT DIMENSIONS

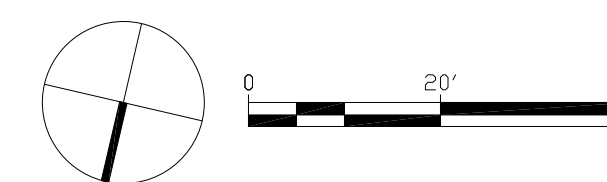
PAVING SCHEDULE:

		P1 MAIN PLAZA, BOARDWALK, AND ADULT POOL PAVING: CANTERA, GOLDEN CORCHO 18" X 36" STONE BOARDS
		P2 SPAS, DINING TERRACES, CABANA AND EDGING ACCENTS: CANTERA, MOSTAZA 18" X 18" STONE PAVERS
		P3 POOL, PLAY AND TOT POOL AREAS: CANTERA, CORCHO 18" X 36" STONE BOARDS
		P4 POOL COPING: CANTERA, CAFE II 12" X 18" STONE PAVERS
		P5 STAIRS: CANTERA, CAFE III 12" X 12" STONE PAVERS

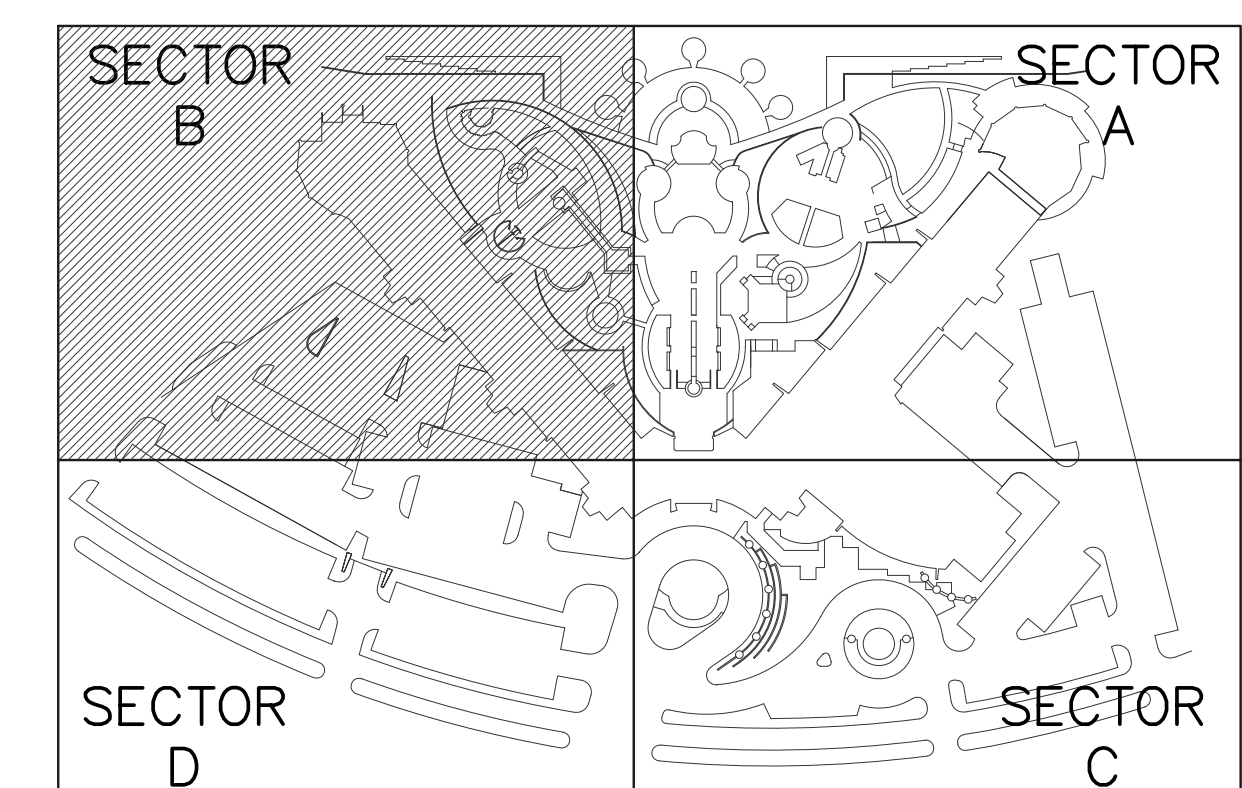
LEGEND:

- PROPERTY LINE
- 1' CONTOURS
- 5' CONTOURS

1 LAYOUT, GRADING AND MATERIALS PLAN SECTOR B
SCALE: 1" = 20'



GRANDE POSADA
03.06.2007



© DRAWINGS ARE PROTECTED BY COPYRIGHT. REPRODUCTION OR RELEASE WITHOUT WRITTEN PERMISSION IS PROHIBITED.
LAYOUT, GRADING AND MATERIALS PLAN SECTOR B

DATE 03/06/07
DWN DF
CHK CA
JOB # S06-569

L1.02
OF 29 3



NOTES

1. GRADES FROM COMPOSITE SURVEY INFORMATION CONVERTED FROM METRIC TO U.S. IMPERIAL.
2. MEAN HIGH TIDE ASSUMED TO BE AT 0.00
3. STORM SURGE AND SEA WALL ELEVATION ASSUMED AT 11.50
4. LOCATION OF POOLS, TRELLISES AND LANDSCAPE ELEMENTS ARE SCALABLE UNLESS OTHERWISE NOTED BY LAYOUT DIMENSIONS

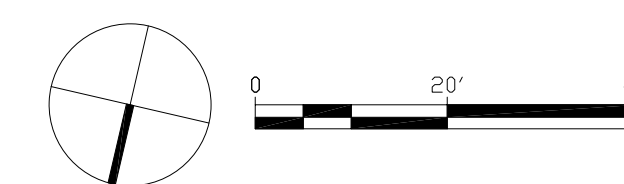
PAVING SCHEDULE:

		P1	MAIN PLAZA, BOARDWALK, AND ADULT POOL PAVING: CANTERA, GOLDEN CORCHO 18" X 36" STONE BOARDS
		P2	SPAS, DINING TERRACES, CABANA AND EDGING ACCENTS: CANTERA, MOSTAZA 18" X 18" STONE PAVERS
		P3	POOL, PLAY AND TOT POOL AREAS: CANTERA, CORCHO 18" X 36" STONE BOARDS
		P4	POOL COPING: CANTERA, CAFE II 12" X 18" STONE PAVERS
		P5	STAIRS: CANTERA, CAFE III 12" X 12" STONE PAVERS

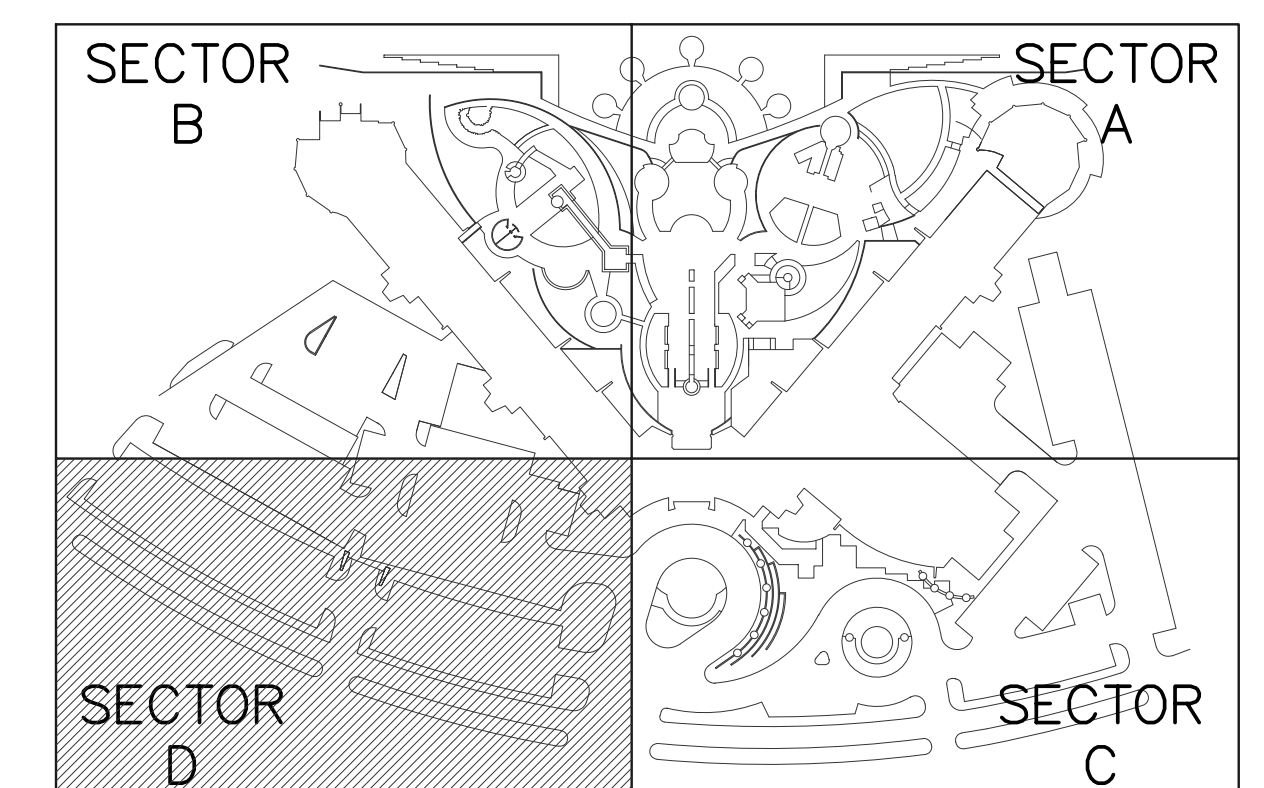
LEGEND:

- PROPERTY LINE
- 1' CONTOURS
- 5' CONTOURS

1 LAYOUT, GRADING AND MATERIALS PLAN SECTOR D
SCALE: 1" = 20'



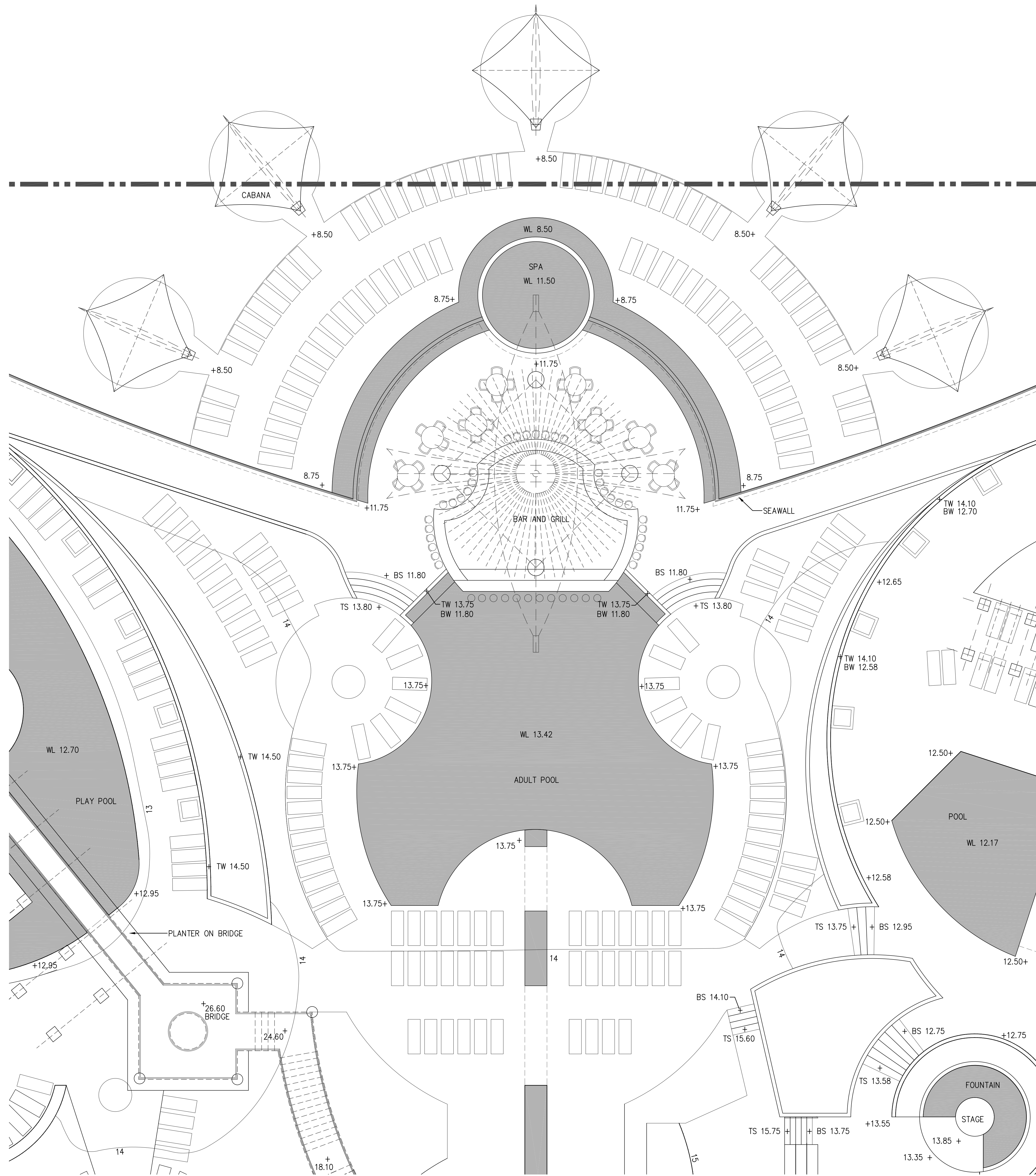
GRANDE POSADA
03.06.2007



© DRAWINGS ARE PROTECTED BY COPYRIGHT. REPRODUCTION OR RELEASE WITHOUT WRITTEN PERMISSION IS PROHIBITED.
LAYOUT, GRADING AND MATERIALS PLAN SECTOR D

DATE 03/06/07
DWN DF
CHK CA
JOB # S06-569

L1.04
OF 29 5




MATERIALS SCHEDULE:

FOUNTAINS



OCEANSIDE GLASS TILE, TESSERA OCEAN
COLOR: TOURMALINE IRIDESCENT #0926
SIZE: 1" X 1" TILE

SPAS




OCEANSIDE GLASS TILE, TESSERA OCEAN
COLOR: TAHOE IRIDESCENT #028
SIZE: 1" X 1" TILE

ADULT POOL AND POOL WITH BRIDGE



OCEANSIDE GLASS TILE, TESSERA OCEAN
COLOR: CLEAR IRIDESCENT #000
SIZE: 2" X 2" TILE SET IN WHITE MORTAR
8" BAND AT WATERLINE




OCEANSIDE GLASS TILE, TESSERA OCEAN
COLOR: AQUA IRIDESCENT #025
SIZE: 2" X 2" TILE SET IN WHITE MORTAR

PLAY POOL AND TOT POOL



OCEANSIDE GLASS TILE, TESSERA OCEAN
COLOR: CLEAR IRIDESCENT #000
SIZE: 2" X 2" TILE SET IN WHITE MORTAR
8" BAND AT WATERLINE

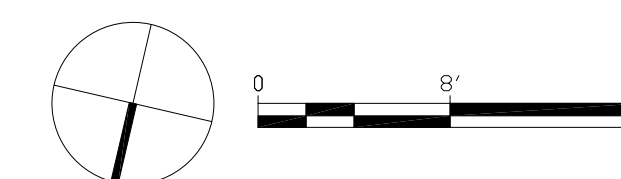


OCEANSIDE GLASS TILE, TESSERA BLEND
COLOR: NORDIC ICE
SIZE: 1" X 1" MOSAIC TILE

LEGEND:

- PROPERTY LINE
- 1' CONTOURS
- 5' CONTOURS
- BAR STOOL
- CAFE TABLE
- CHAISE LOUNGE
- PLANTER
- BC BOTTOM OF CURB
- BW BOTTOM OF WALL
- TC TOP OF CURB
- TW TOP OF WALL
- WL WATER LINE

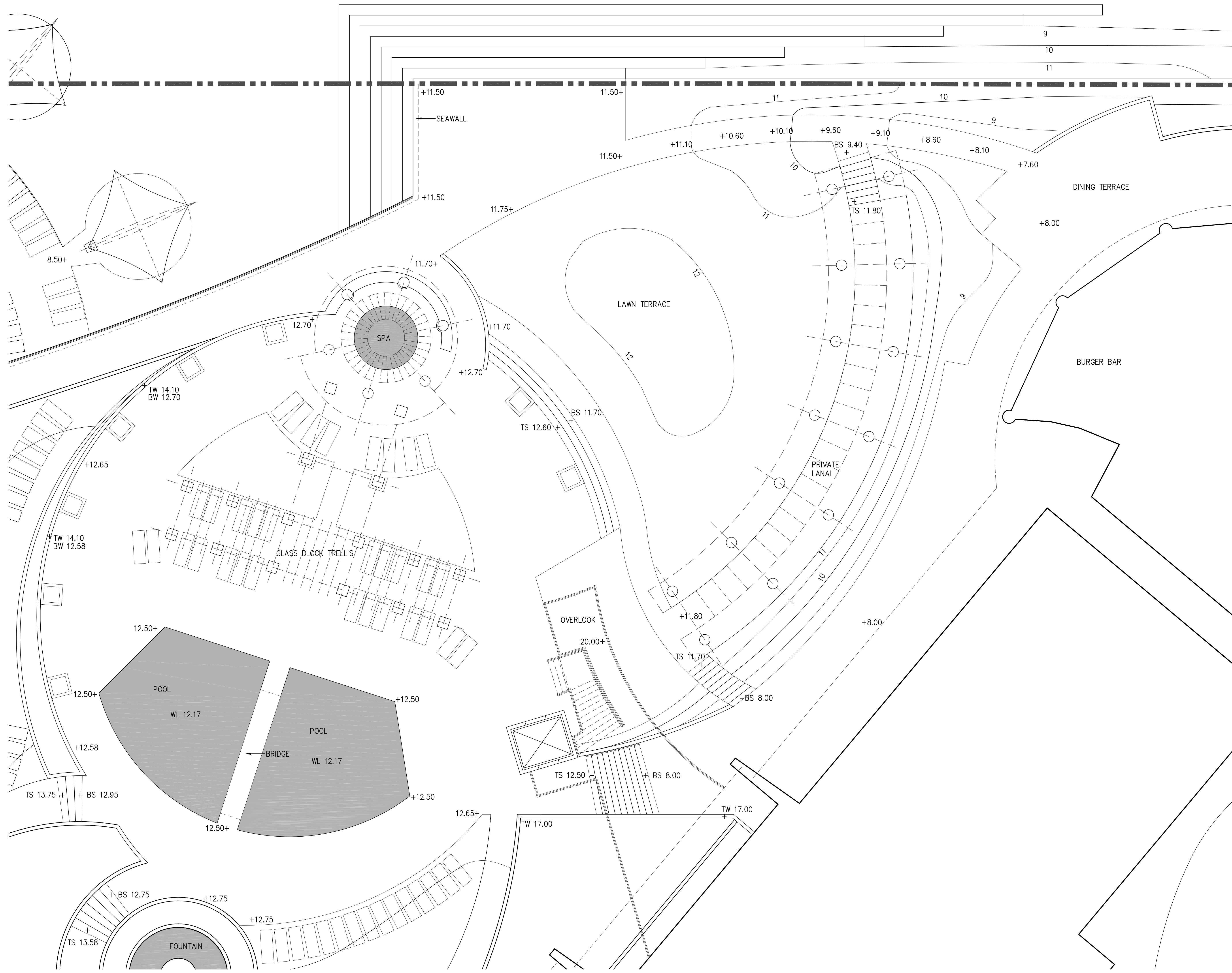
1 LAYOUT, GRADING AND MATERIALS PLAN ENLARGEMENT: ADULT POOL AND BAR AND GRILL
SCALE: 1/8" = 1'-0"








GRANDE POSADA
03.06.2007




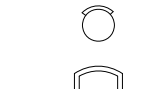


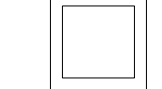
© DRAWINGS ARE PROTECTED BY
COPYRIGHT. REPRODUCTION OR
USE WITHOUT WRITTEN
PERMISSION IS PROHIBITED.
LAYOUT, GRADING
AND MATERIALS PLAN
ADULT POOL

DATE 03/06/07
DWN DF
CHK CA
JOB # S06-569



MATERIALS SCHEDULE:

- FOUNTAINS**
- 
- OCEANSIDE GLASS TILE, TESSERA OCEAN
COLOR: TOURMALINE IRIDESCENT #0926
SIZE: 1" X 1" TILE
- SPAS**
- 
- OCEANSIDE GLASS TILE, TESSERA OCEAN
COLOR: TAHOE IRIDESCENT #028
SIZE: 1" X 1" TILE
- ADULT POOL AND POOL WITH BRIDGE**
- 
- OCEANSIDE GLASS TILE, TESSERA OCEAN
COLOR: CLEAR IRIDESCENT #000
SIZE: 2" X 2" TILE SET IN WHITE MORTAR
8" BAND AT WATERLINE
- 
- OCEANSIDE GLASS TILE, TESSERA OCEAN
COLOR: AQUA IRIDESCENT #025
SIZE: 2" X 2" TILE SET IN WHITE MORTAR
- PLAY POOL AND TOT POOL**
- 
- OCEANSIDE GLASS TILE, TESSERA OCEAN
COLOR: CLEAR IRIDESCENT #000
SIZE: 2" X 2" TILE SET IN WHITE MORTAR
8" BAND AT WATERLINE
- 
- OCEANSIDE GLASS TILE, TESSERA BLEND
COLOR: NORDIC ICE
SIZE: 1" X 1" MOSAIC TILE

- LEGEND:**
-  PROPERTY LINE
 -  1' CONTOURS
 -  5' CONTOURS
 -  BAR STOOL
 -  CAFE TABLE
 -  CHAISE LOUNGE
 -  PLANTER

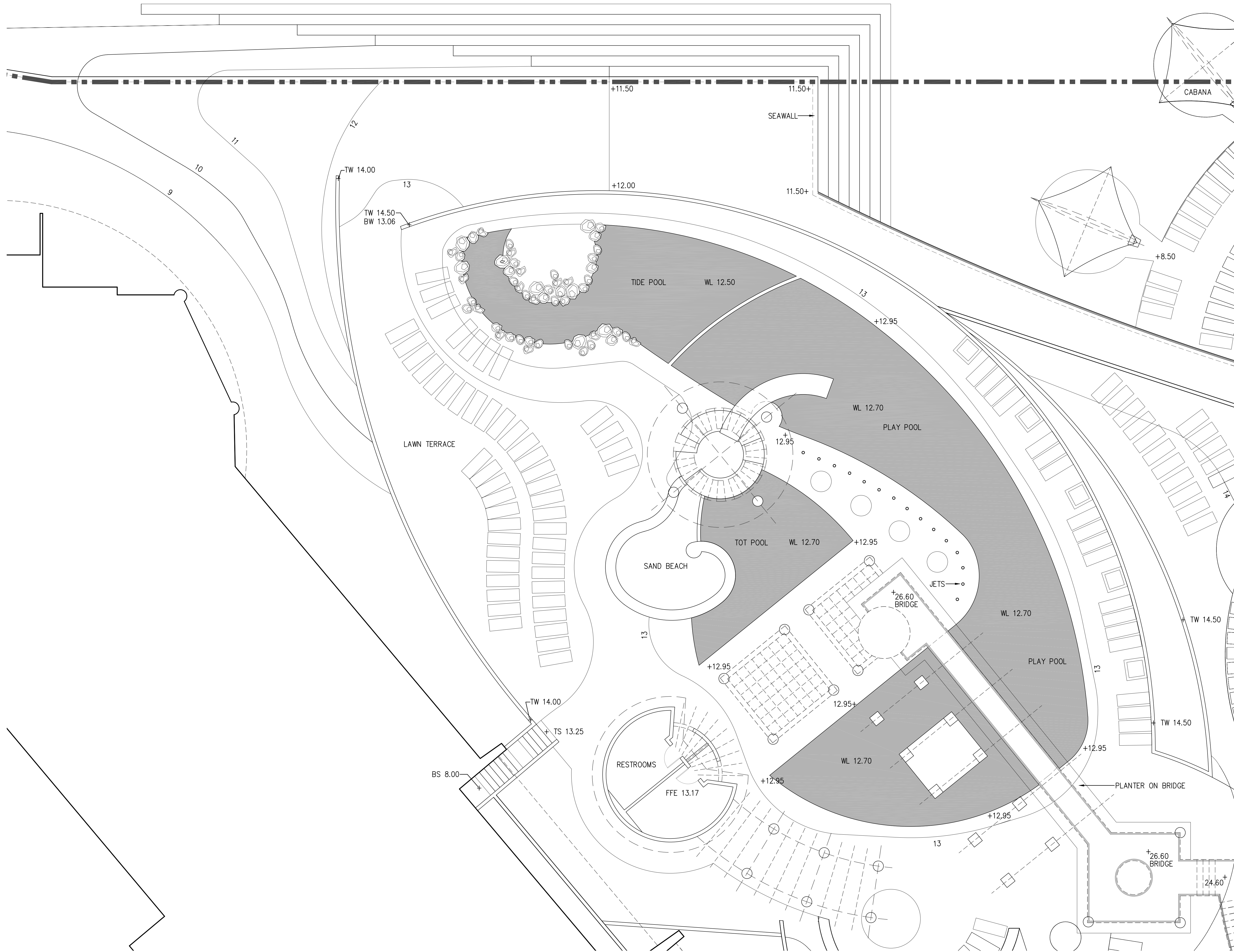
- BC BOTTOM OF CURB
- BW BOTTOM OF WALL
- TC TOP OF CURB
- TW TOP OF WALL
- WL WATER LINE

1 LAYOUT, GRADING AND MATERIALS PLAN ENLARGEMENT: POOL AND SPA
SCALE: 1/8" = 1'-0"

GRANDE POSADA
03.06.2007

© DRAWINGS ARE PROTECTED BY
COPYRIGHT. REPRODUCTION OR
USE WITHOUT WRITTEN
PERMISSION IS PROHIBITED.
LAYOUT, GRADING
AND MATERIALS PLAN
POOL AND SPA

DATE XX/XX/07
DWN DF.CM
CHK CA
JOB # S06-569




MATERIALS SCHEDULE:

FOUNTAINS



OCEANSIDE GLASS TILE, TESSERA OCEAN
COLOR: TOURMALINE IRIDESCENT #0926
SIZE: 1" X 1" TILE

SPAS




OCEANSIDE GLASS TILE, TESSERA OCEAN
COLOR: TAHOE IRIDESCENT #028
SIZE: 1" X 1" TILE

ADULT POOL AND POOL WITH BRIDGE



OCEANSIDE GLASS TILE, TESSERA OCEAN
COLOR: CLEAR IRIDESCENT #000
SIZE: 2" X 2" TILE SET IN WHITE MORTAR
8" BAND AT WATERLINE




OCEANSIDE GLASS TILE, TESSERA OCEAN
COLOR: AQUA IRIDESCENT #025
SIZE: 2" X 2" TILE SET IN WHITE MORTAR

PLAY POOL AND TOT POOL



OCEANSIDE GLASS TILE, TESSERA OCEAN
COLOR: CLEAR IRIDESCENT #000
SIZE: 2" X 2" TILE SET IN WHITE MORTAR
8" BAND AT WATERLINE



OCEANSIDE GLASS TILE, TESSERA BLEND
COLOR: NORDIC ICE
SIZE: 1" X 1" MOSAIC TILE

LEGEND:

- PROPERTY LINE
- 1' CONTOURS
- 5' CONTOURS
- BAR STOOL
- CAFE TABLE
- CHAISE LOUNGE
- PLANTER

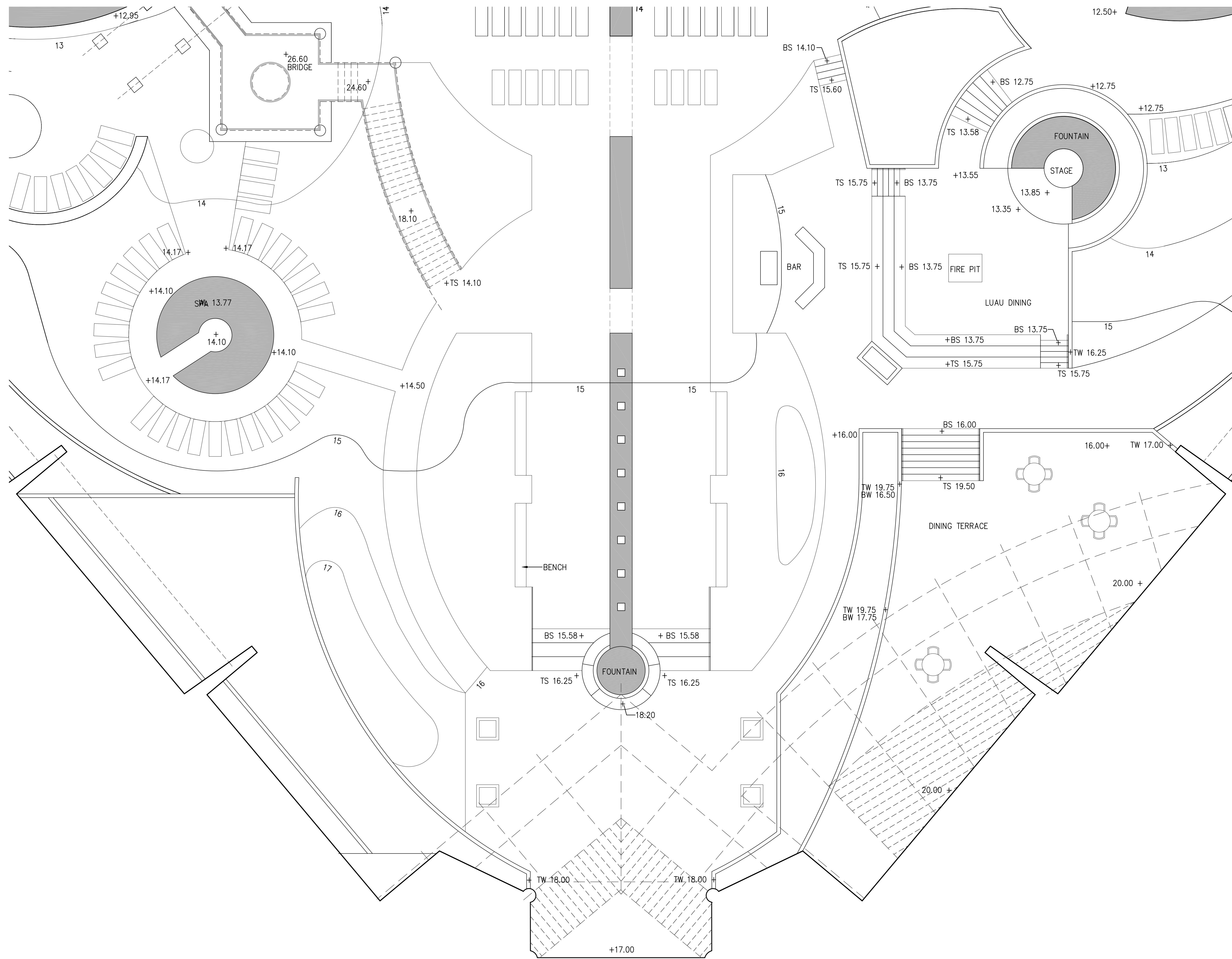
- BC BOTTOM OF CURB
- BW BOTTOM OF WALL
- TC TOP OF CURB
- TW TOP OF WALL
- WL WATER LINE

1 LAYOUT, GRADING AND MATERIALS PLAN ENLARGEMENT: CHILDRENS' PLAY POOL AND PLAY AREA
SCALE: 1/8" = 1'-0"

GRANDE POSADA
03.06.2007

© DRAWINGS ARE PROTECTED BY
COPYRIGHT. REPRODUCTION OR
USE WITHOUT WRITTEN
PERMISSION IS PROHIBITED.
LAYOUT, GRADING
AND MATERIALS PLAN
CHILDRENS' POOL

DATE 03/06/07
DWN DF.CM
CHK CA
JOB # S06-569




MATERIALS SCHEDULE:

FOUNTAINS



OCEANSIDE GLASS TILE, TESSERA OCEAN
COLOR: TOURMALINE IRIDESCENT #0926
SIZE: 1" X 1" TILE

SPAS




OCEANSIDE GLASS TILE, TESSERA OCEAN
COLOR: TAHOE IRIDESCENT #028
SIZE: 1" X 1" TILE

ADULT POOL AND POOL WITH BRIDGE



OCEANSIDE GLASS TILE, TESSERA OCEAN
COLOR: CLEAR IRIDESCENT #000
SIZE: 2" X 2" TILE SET IN WHITE MORTAR
8" BAND AT WATERLINE



OCEANSIDE GLASS TILE, TESSERA OCEAN
COLOR: AQUA IRIDESCENT #025
SIZE: 2" X 2" TILE SET IN WHITE MORTAR

PLAY POOL AND TOT POOL



OCEANSIDE GLASS TILE, TESSERA OCEAN
COLOR: CLEAR IRIDESCENT #000
SIZE: 2" X 2" TILE SET IN WHITE MORTAR
8" BAND AT WATERLINE



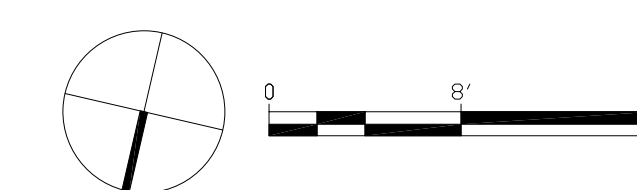
OCEANSIDE GLASS TILE, TESSERA BLEND
COLOR: NORDIC ICE
SIZE: 1" X 1" MOSAIC TILE

LEGEND:

- PROPERTY LINE
- 1' CONTOURS
- 5' CONTOURS
- BAR STOOL
- CAFE TABLE
- CHAISE LOUNGE
- PLANTER

- BC BOTTOM OF CURB
- BW BOTTOM OF WALL
- TC TOP OF CURB
- TW TOP OF WALL
- WL WATER LINE

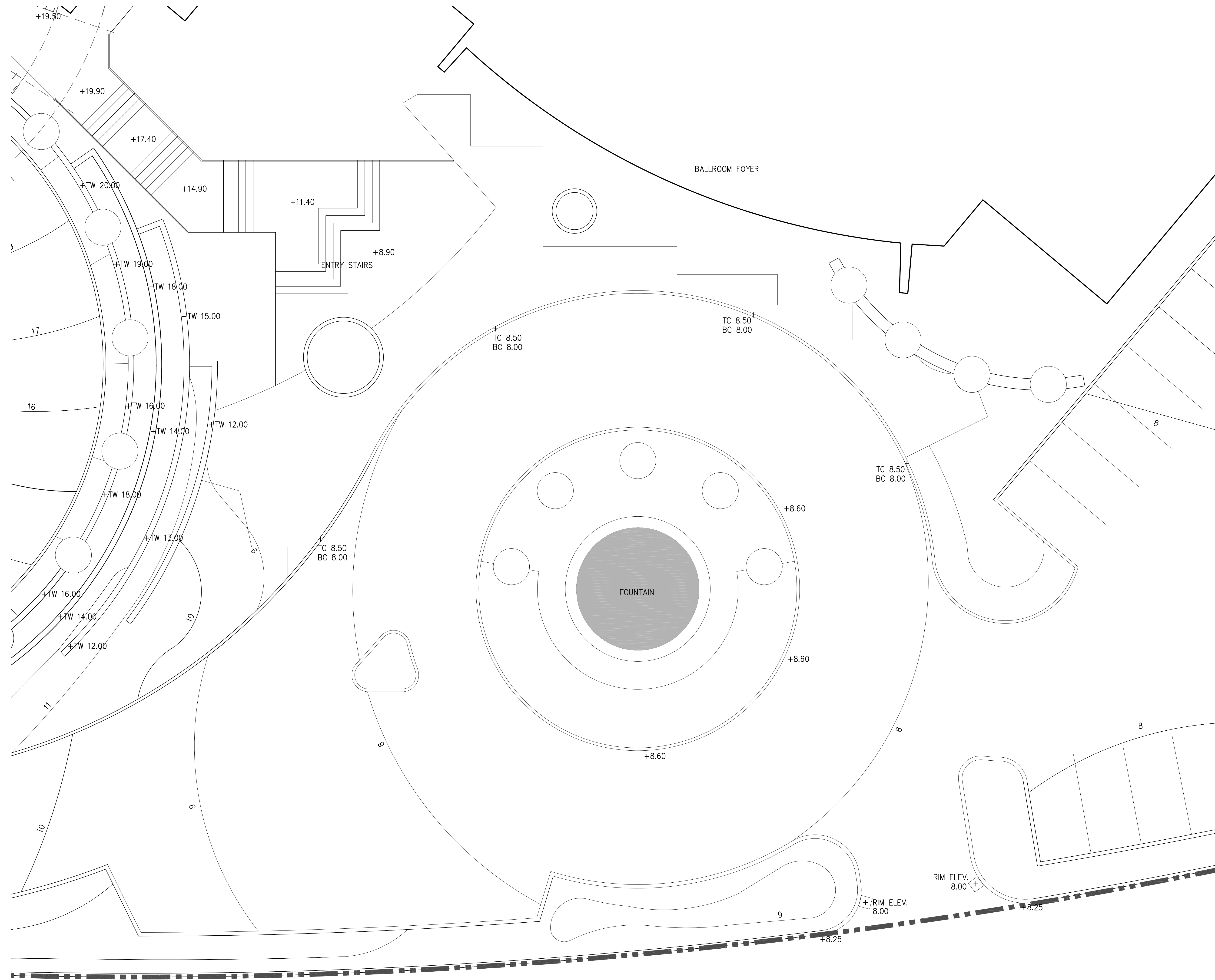
1 LAYOUT, GRADING AND MATERIALS PLAN ENLARGEMENT: CENTRAL PLAZA
SCALE: 1/8" = 1'-0"



GRANDE POSADA
03.06.2007

© DRAWINGS ARE PROTECTED BY
COPYRIGHT. REPRODUCTION OR
USE WITHOUT WRITTEN
PERMISSION IS PROHIBITED.
LAYOUT, GRADING
AND MATERIALS PLAN
CENTRAL PLAZA

DATE 03/06/07
DWN DF. CM
CHK CA
JOB # S06-569



MATERIALS SCHEDULE:

FOUNTAINS



OCEANSIDE GLASS TILE, TESSERA OCEAN
COLOR: TOURMALINE IRIDESCENT #0926
SIZE: 1" X 1" TILE

SPAS




OCEANSIDE GLASS TILE, TESSERA OCEAN
COLOR: TAHOE IRIDESCENT #028
SIZE: 1" X 1" TILE

ADULT POOL AND POOL WITH BRIDGE



OCEANSIDE GLASS TILE, TESSERA OCEAN
COLOR: CLEAR IRIDESCENT #000
SIZE: 2" X 2" TILE SET IN WHITE MORTAR
8" BAND AT WATERLINE



OCEANSIDE GLASS TILE, TESSERA OCEAN
COLOR: AQUA IRIDESCENT #025
SIZE: 2" X 2" TILE SET IN WHITE MORTAR

PLAY POOL AND TOT POOL










OCEANSIDE GLASS TILE, TESSERA OCEAN
COLOR: CLEAR IRIDESCENT #000
SIZE: 2" X 2" TILE SET IN WHITE MORTAR
8" BAND AT WATERLINE



OCEANSIDE GLASS TILE, TESSERA BLEND
COLOR: NORDIC ICE
SIZE: 1" X 1" MOSAIC TILE

LEGEND:

-  PROPERTY LINE
-  1' CONTOURS
-  5' CONTOURS
-  BAR STOOL
-  CAFE TABLE
-  CHAISE LOUNGE
-  PLANTER

- BC BOTTOM OF CURB
- BW BOTTOM OF WALL
- TC TOP OF CURB
- TW TOP OF WALL
- WL WATER LINE

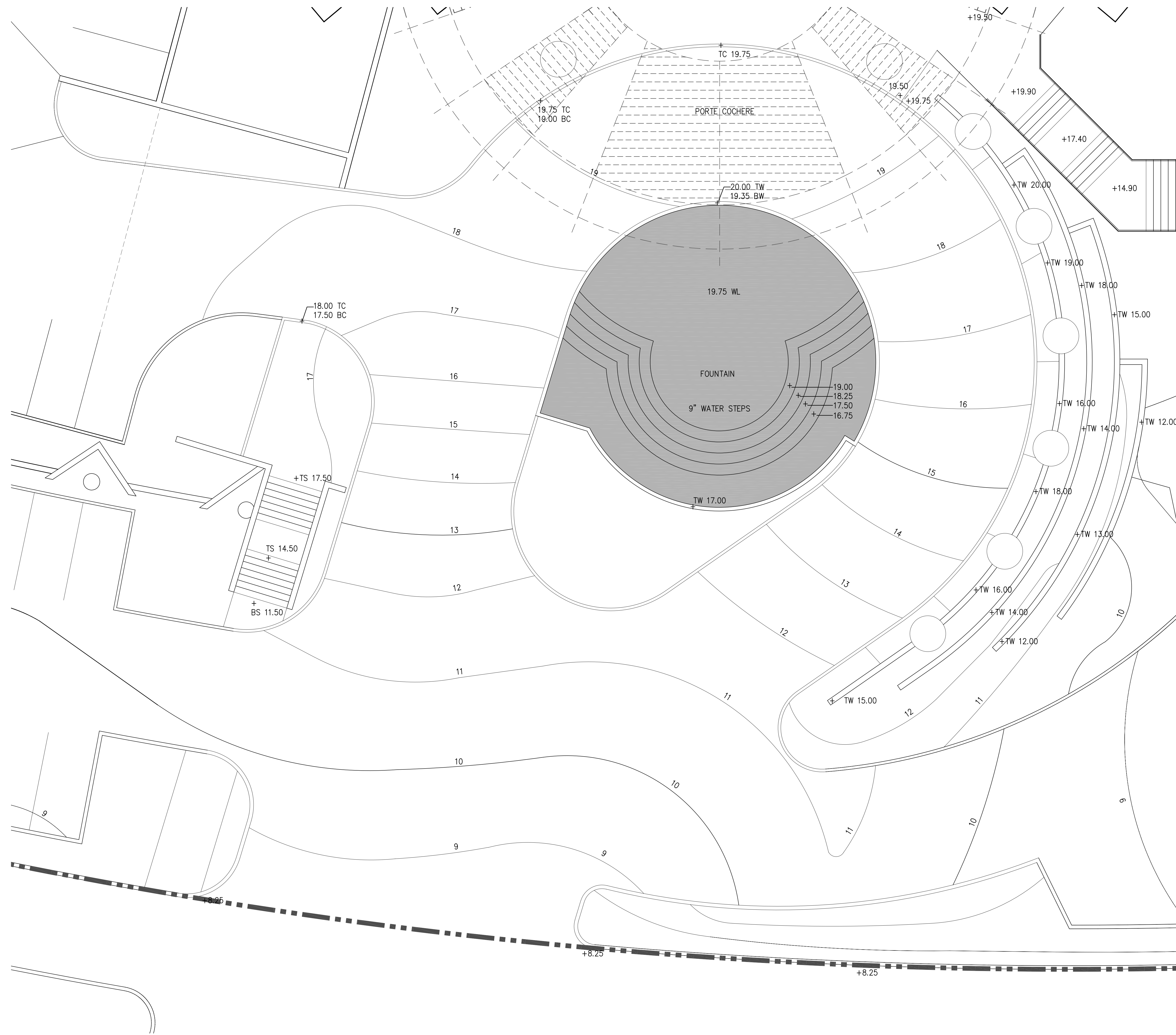
1 LAYOUT, GRADING AND MATERIALS PLAN ENLARGEMENT: CONFERENCE CENTER
SCALE: 1/8" = 1'-0"

GRANDE POSADA
03.06.2007

© DRAWINGS ARE PROTECTED BY
COPYRIGHT. REPRODUCTION OR
USE WITHOUT WRITTEN
PERMISSION IS PROHIBITED.
LAYOUT, GRADING
AND MATERIALS PLAN
CONFERENCE CENTER


DATE 03/06/07
DWN DF:CM
CHK CA
JOB # S06-569

L1.15
OF 29 10




MATERIALS SCHEDULE:

FOUNTAINS



OCEANSIDE GLASS TILE, TESSERA OCEAN
COLOR: TOURMALINE IRIDESCENT #0926
SIZE: 1" X 1" TILE

SPAS




OCEANSIDE GLASS TILE, TESSERA OCEAN
COLOR: TAHOE IRIDESCENT #028
SIZE: 1" X 1" TILE

ADULT POOL AND POOL WITH BRIDGE



OCEANSIDE GLASS TILE, TESSERA OCEAN
COLOR: CLEAR IRIDESCENT #000
SIZE: 2" X 2" TILE SET IN WHITE MORTAR
8" BAND AT WATERLINE



OCEANSIDE GLASS TILE, TESSERA OCEAN
COLOR: AQUA IRIDESCENT #025
SIZE: 2" X 2" TILE SET IN WHITE MORTAR

PLAY POOL AND TOT POOL



OCEANSIDE GLASS TILE, TESSERA OCEAN
COLOR: CLEAR IRIDESCENT #000
SIZE: 2" X 2" TILE SET IN WHITE MORTAR
8" BAND AT WATERLINE



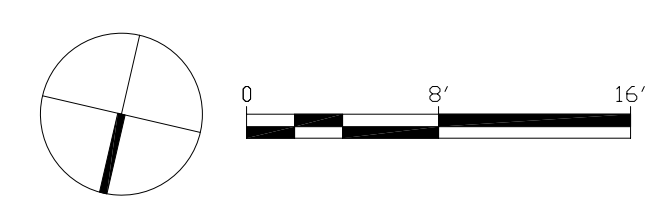
OCEANSIDE GLASS TILE, TESSERA BLEND
COLOR: NORDIC ICE
SIZE: 1" X 1" MOSAIC TILE

LEGEND:

- PROPERTY LINE
- 1' CONTOURS
- 5' CONTOURS
- BAR STOOL
- CAFE TABLE
- CHAISE LOUNGE
- PLANTER

- BC BOTTOM OF CURB
- BW BOTTOM OF WALL
- TC TOP OF CURB
- TW TOP OF WALL
- WL WATER LINE

1 LAYOUT, GRADING AND MATERIALS PLAN ENLARGEMENT: HOTEL ENTRY
SCALE: 1/8" = 1'-0"



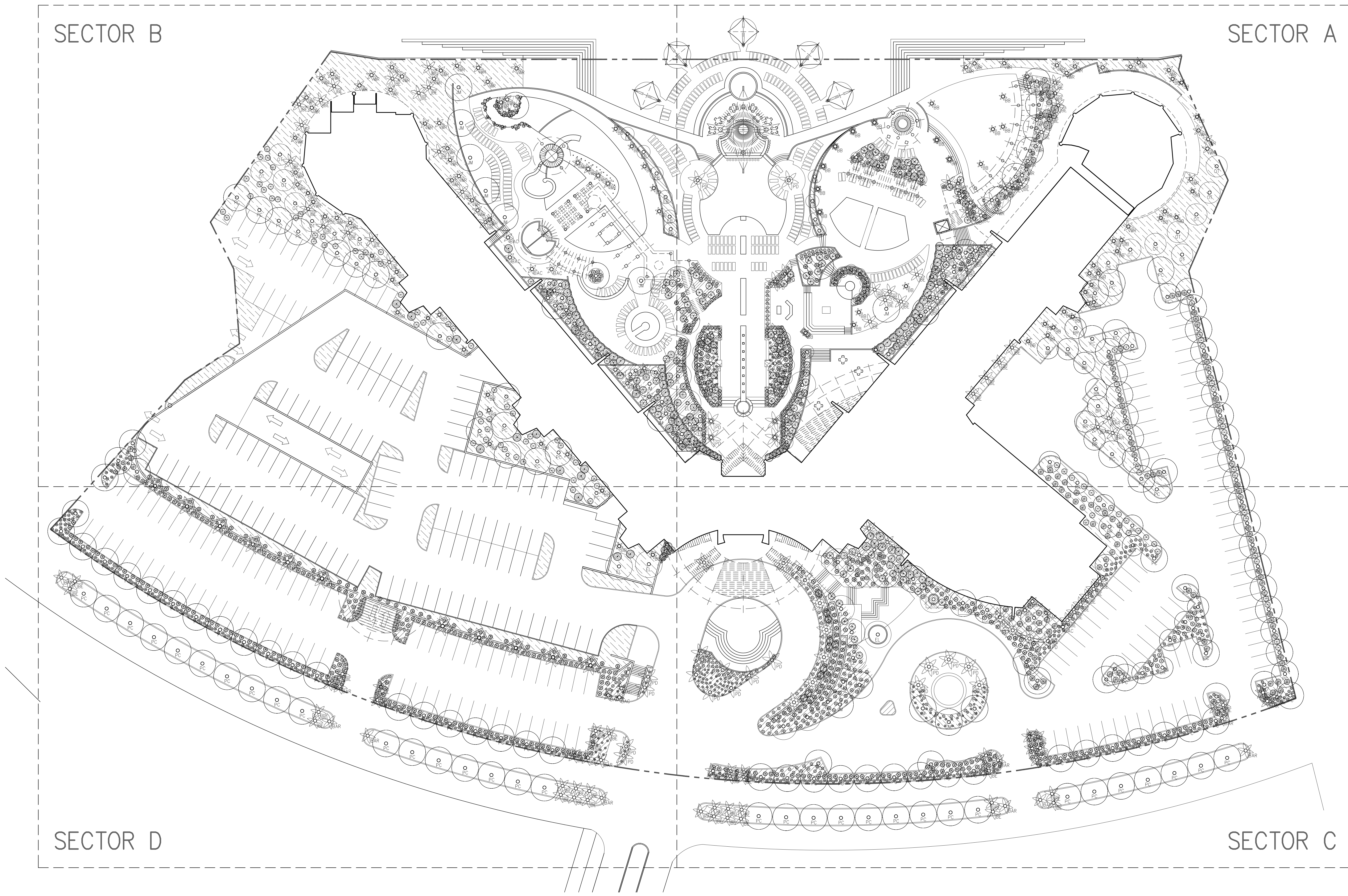
GRANDE POSADA
03.06.2007

© DRAWINGS ARE PROTECTED BY
COPYRIGHT. REPRODUCTION OR
USE WITHOUT WRITTEN
PERMISSION IS PROHIBITED.
LAYOUT, GRADING
AND MATERIALS PLAN
HOTEL ENTRY

DATE 03/06/07
DWN DF.CM
CHK CA
JOB# S06-569

SECTOR B

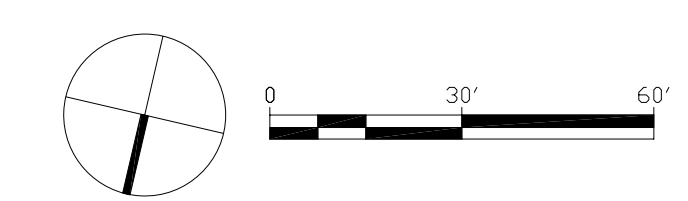
SECTOR A



SECTOR D

SECTOR C

1 PLANTING PLAN KEY PLAN
SCALE: 1" = 30'

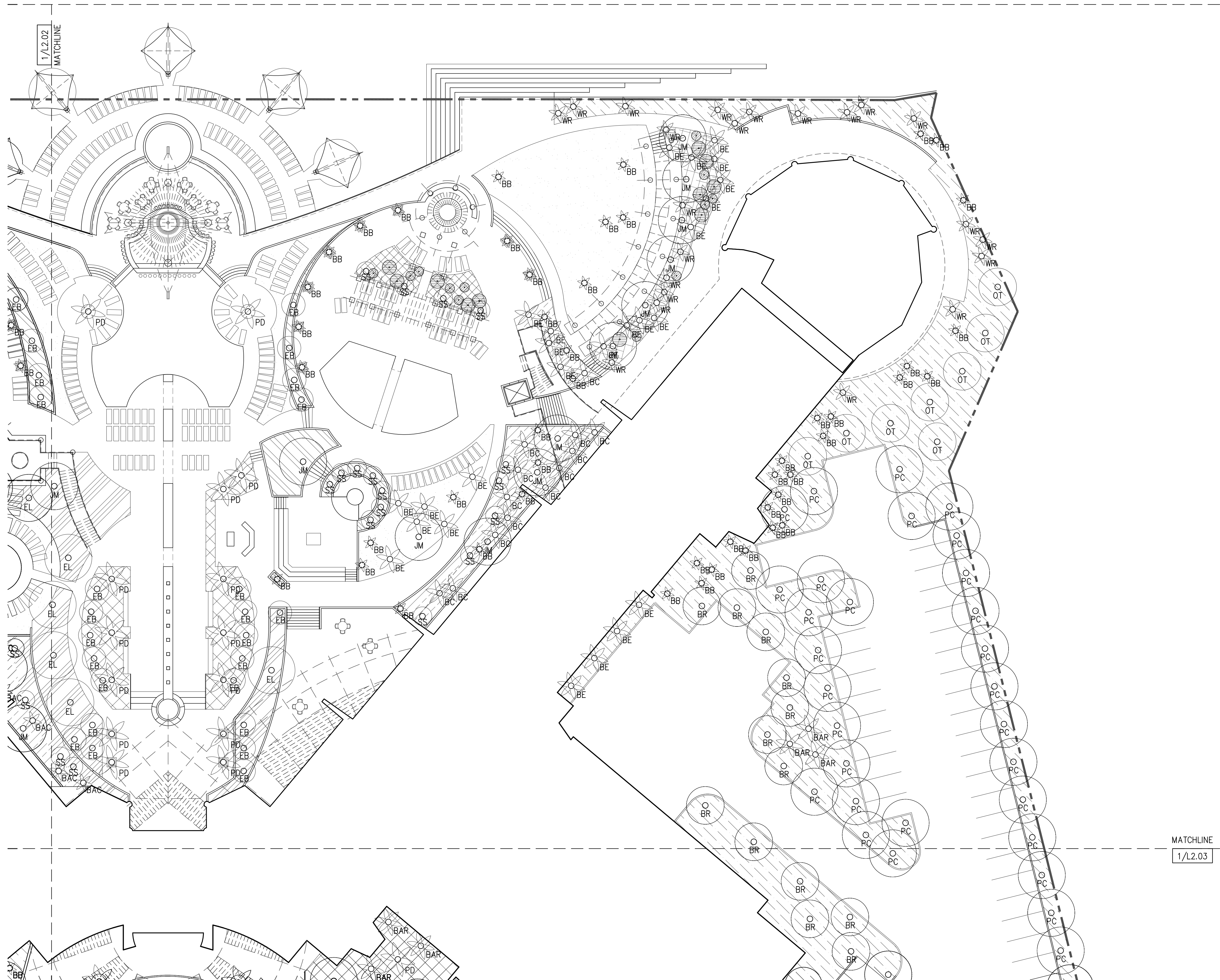


GRANDE POSADA
03.06.2007

© DRAWINGS ARE PROTECTED BY
COPYRIGHT. REPRODUCTION OR
USE WITHOUT WRITTEN
PERMISSION IS PROHIBITED.
PLANTING PLAN
KEY PLAN

DATE 03/06/07
DWN RS
CHK CA
JOB # S06-569

L2.00
OF 29 12



SECTOR A PLANT LEGEND

TREES

SYMBOL	BOTANICAL NAME	COMMON NAME	SIZE	COMMENTS
	<i>Brachychiton rupestris</i>	Bottle Tree		
	<i>Brahea aculeata</i>	Sinaloa Hesper Palm		
	<i>Brahea armata</i>	Blue Hesper Palm		
	<i>Brahea brandegeei</i>	San Jose Hesper Palm		
	<i>Brahea clara</i>	TBD		
	<i>Brahea edulis</i>	Guadalupe Palm		
	<i>Erythrina lysistemon</i>	Common Coral Tree		
	<i>Erythrina x bidwillii</i>	Fireman's Cap		
	<i>Jacaranda mimosifolia</i>	Jacaranda		
	<i>Oleña tesota</i>	Ironwood		
	<i>Phoenix dactylifera</i>	Date Palm		
	<i>Prosopis chilensis</i>	Chilean mesquite		
	<i>Sophora secundiflora</i>	Texas Mountain Laurel		
	<i>Washingtonia robusta</i>	Mexican Fan Palm (Sky Duster)		

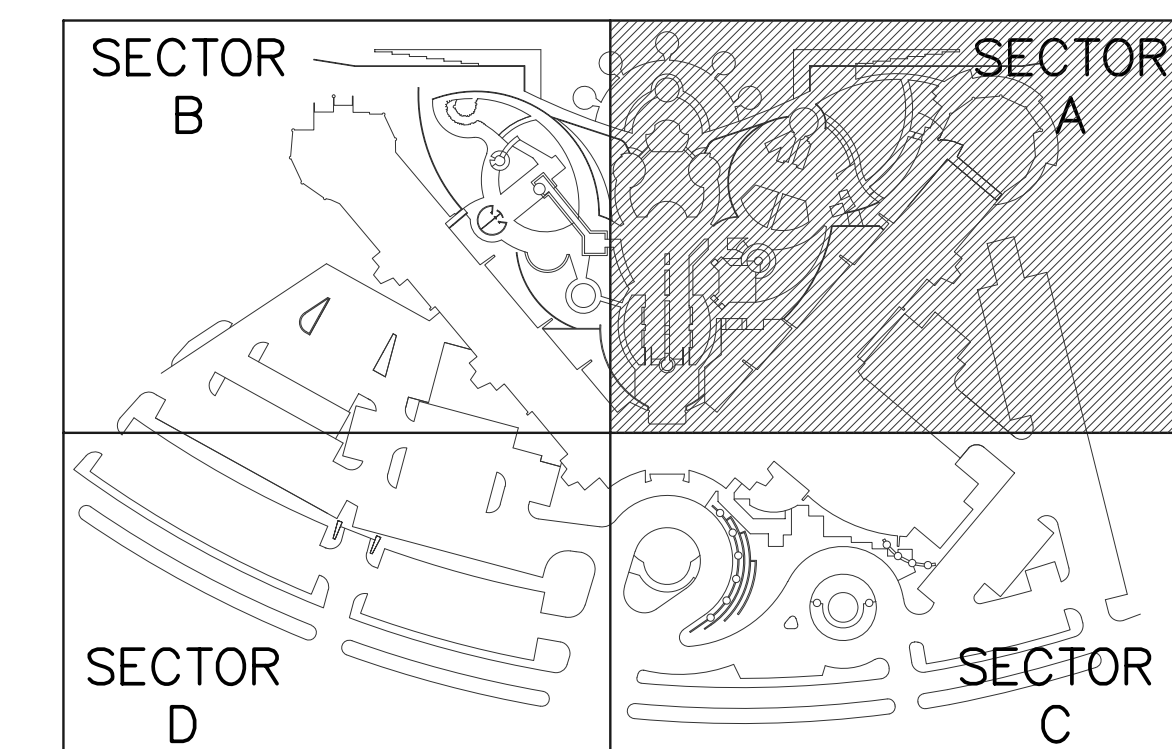
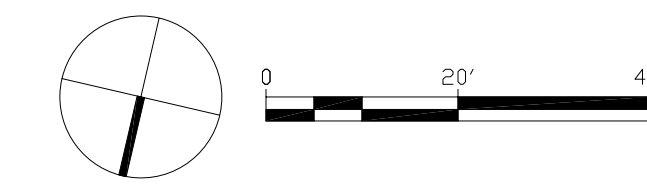
GROUNDCOVERS

SYMBOL	BOTANICAL NAME	COMMON NAME	SIZE	COMMENTS
	<i>Agave americana</i>	Century Plant		
	<i>Agave vilmoriniana</i>	Octopus agave		
	<i>Asparagus densiflorus 'Sprenger'</i>	Asparagus fern		
	<i>Lippia nodiflora</i>	Frogfruit		
	<i>Carissa grandiflora 'Green Carpet'</i>	Natal Plum 'Green Carpet'		
	<i>Carpobrotus edulis</i>	Ice Plant		
	<i>Gazania rigens</i>	Trailing Gazania		
	<i>Myoporum parvifolium</i>	Myoporum		
	<i>Trachelospermum jasminoides</i>	Star Jasmine		

TURF

SYMBOL	COMMON NAME
	Turf Grass

1 TREE & GROUNDCOVER PLANTING PLAN SECTOR A
SCALE: 1" = 20'



© DRAWINGS ARE PROTECTED BY
COPYRIGHT. REPRODUCTION OR
USE WITHOUT WRITTEN
PERMISSION IS PROHIBITED.
TREE & GROUNDCOVER
PLANTING PLAN
SECTOR A

DATE 03/06/07
DWN RS
CHK CA
JOB# S06-569

L2.01
OF 29 13

GRANDE POSADA
03.06.2007



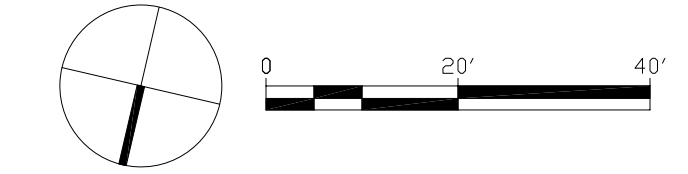
SECTOR B PLANT LEGEND

TREES	SYMBOL	BOTANICAL NAME	COMMON NAME	SIZE	COMMENTS
	BAC	Brahea aculeata	Sinaloa Hesper Palm		
	BB	Brahea brandegeei	San Jose Hesper Palm		
	BE	Brahea edulis	Guadalupe Palm		
	EL	Erythrina lysistemon	Common Coral Tree		
	EB	Erythrina x bidwillii	Fireman's Cap		
	JM	Jacaranda mimosifolia	Jacaranda		
	OT	Oleña tesota	Ironwood		
	PD	Phoenix dactylifera	Date Palm		
	PC	Prosopis chilensis	Chilean mesquite		
	SS	Sophora secundiflora	Texas Mountain Laurel		
	WR	Washingtonia robusta	Mexican Fan Palm (Sky Duster)		

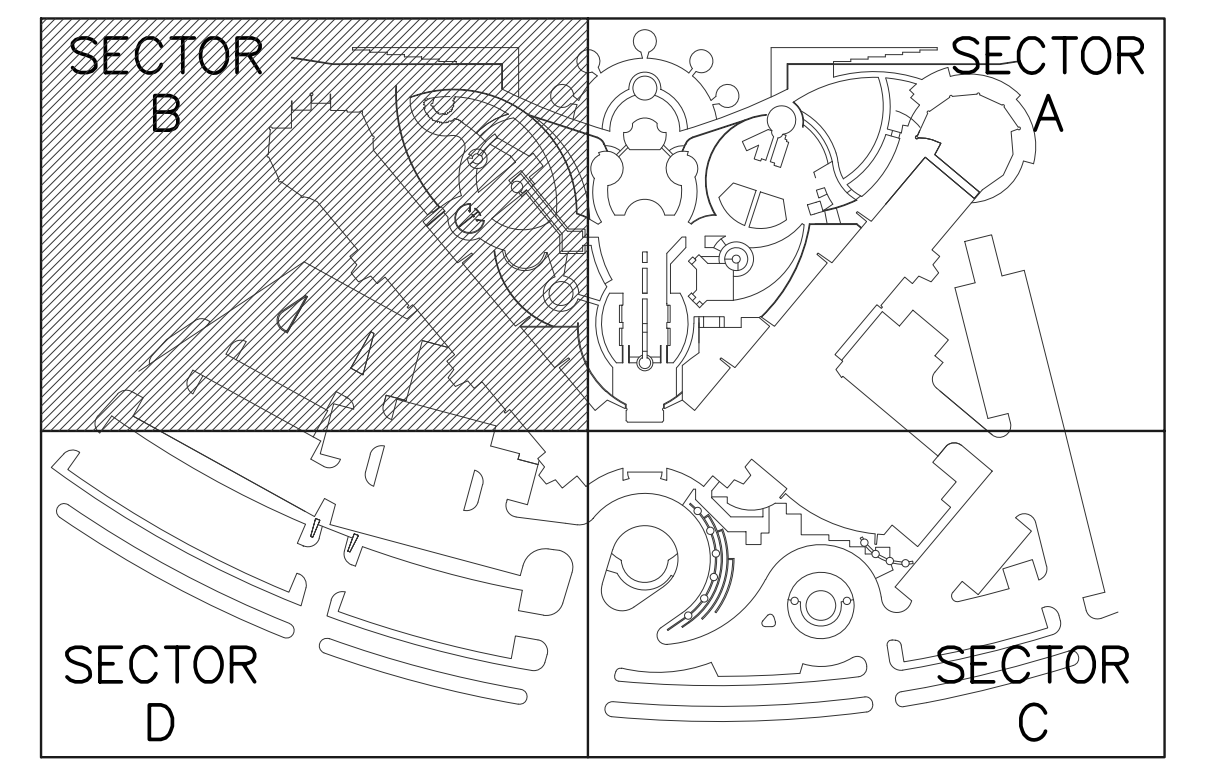
GROUNDCOVERS	SYMBOL	BOTANICAL NAME	COMMON NAME	SIZE	COMMENTS
	[Hatched Pattern]	Asparagus densiflorus 'Sprenger'	Asparagus fern		
	[Diagonal Pattern]	Lippia nodiflora	Frogfruit		
	[Cross-hatched Pattern]	Carissa grandiflora 'Green Carpet'	Natal Plum 'Green Carpet'		
	[Horizontal Line Pattern]	Carpobrotus edulis	Ice Plant		
	[Vertical Line Pattern]	Gazania rigens	Trailing Gazania		
	[Stippled Pattern]	Myoporum parvifolium	Myoporum		
	[Dotted Pattern]	Trachelospermum jasminoides	Star Jasmine		

TURF	SYMBOL	COMMON NAME
	[White Box]	Turf Grass

1 TREE & GROUNDCOVER PLANTING PLAN SECTOR B
SCALE: 1" = 20'



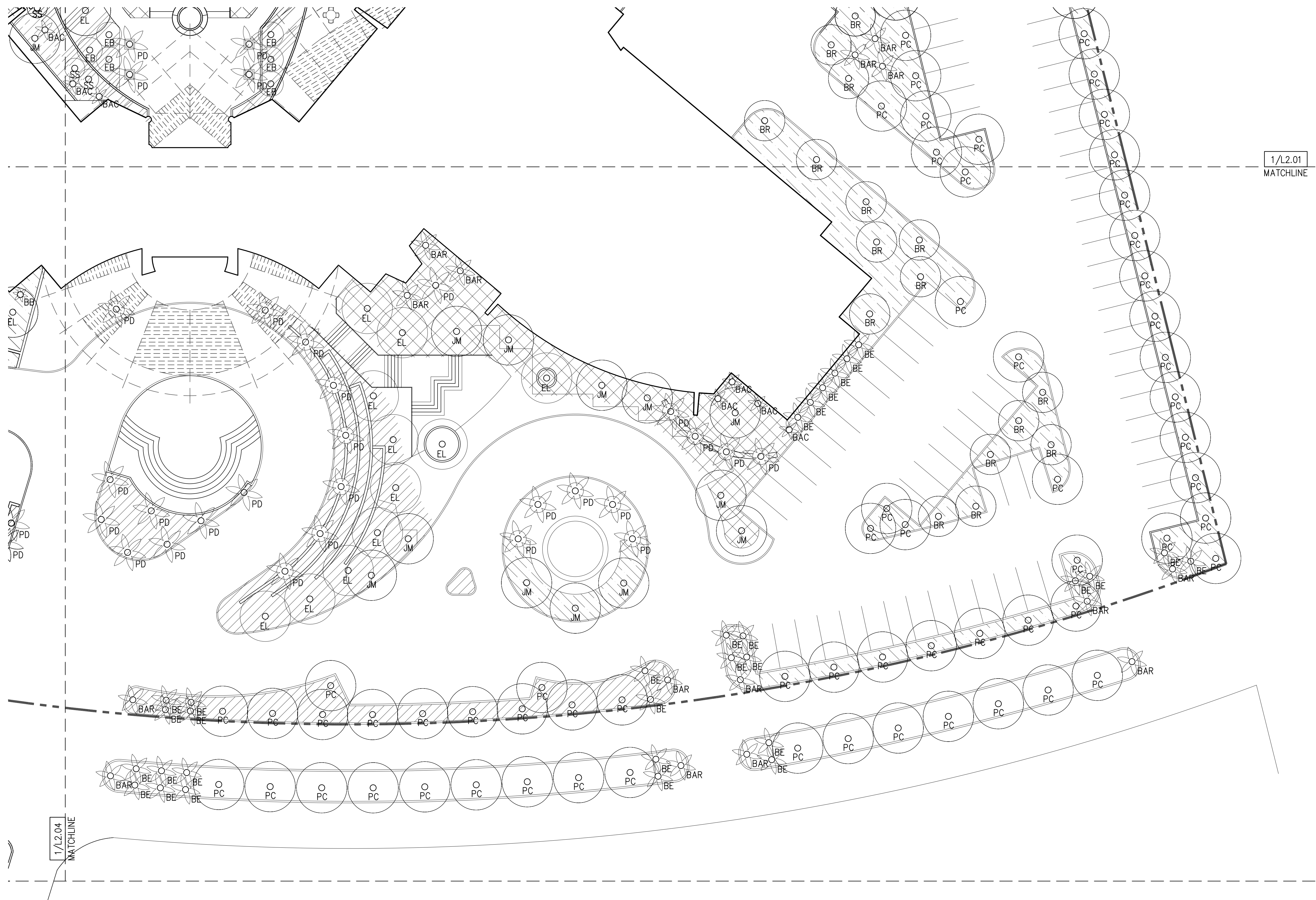
GRANDE POSADA
03.06.2007



© DRAWINGS ARE PROTECTED BY
COPYRIGHT. REPRODUCTION OR
USE WITHOUT WRITTEN
PERMISSION IS PROHIBITED.
TREE & GROUNDCOVER
PLANTING PLAN
SECTOR B

DATE 03/06/07
DWN RS
CHK CA
JOB # S06-569

L2.02
OF 29 14

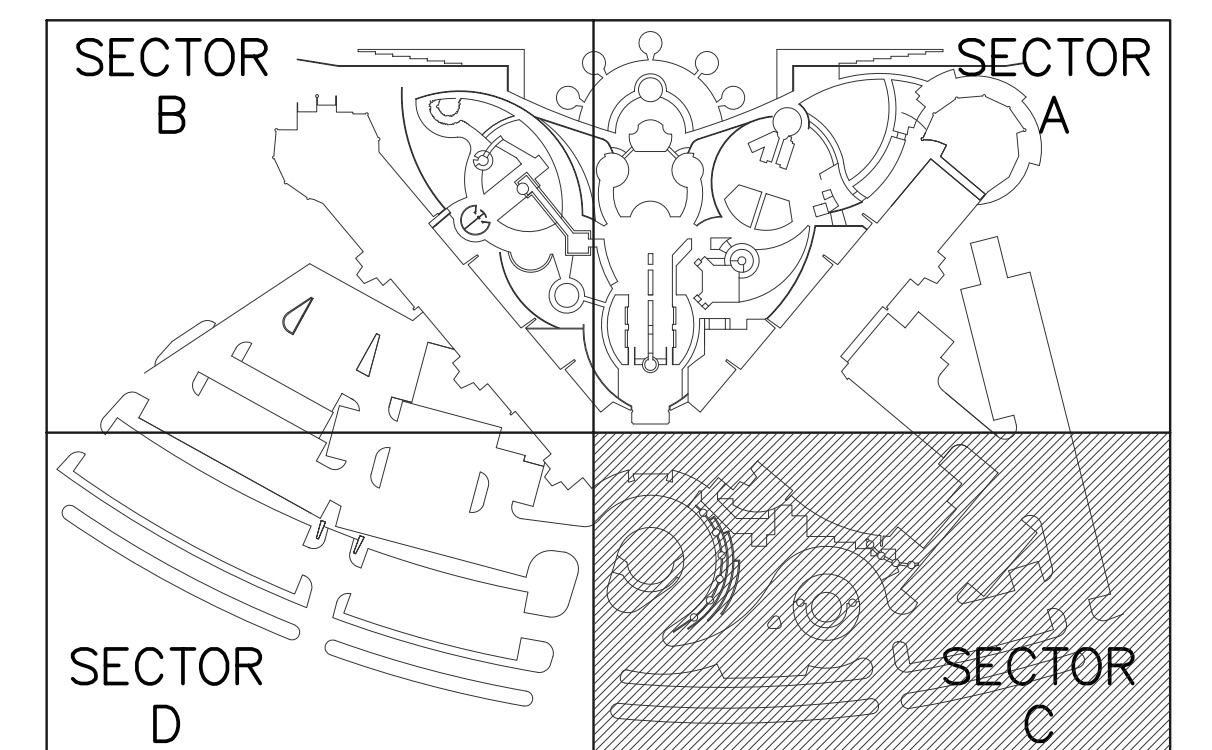
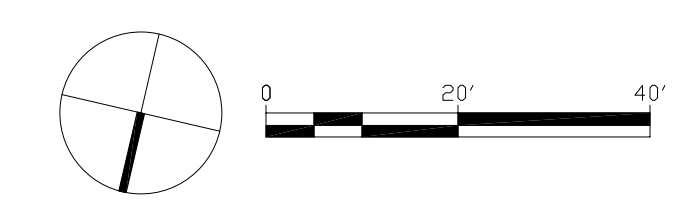


SECTOR C PLANT LEGEND

TREES	SYMBOL	BOTANICAL NAME	COMMON NAME	SIZE	COMMENTS
		Brachychiton rupestris	Bottle Tree		
		Brahea aculeata	Sinaloa Hesper Palm		
		Brahea armata	Blue Hesper Palm		
		Brahea edulis	Guadalupe Palm		
		Erythrina lysistemon	Common Coral Tree		
		Jacaranda mimosifolia	Jacaranda		
		Phoenix dactylifera	Date Palm		
		Prosopis chilensis	Chilean mesquite		

GROUNDCOVERS	SYMBOL	BOTANICAL NAME	COMMON NAME	SIZE	COMMENTS
		Asparagus densiflorus 'Sprengeri' Lippia nodiflora	Asparagus fern Frogfruit		
		Gazania rigens	Trailing Gazania		
		Lantana montevidensis	Trailing Lantana		

1 TREE & GROUNDCOVER PLANTING PLAN SECTOR C
SCALE: 1" = 20'



GRANDE POSADA
03.06.2007

© DRAWINGS ARE PROTECTED BY
COPYRIGHT. REPRODUCTION OR
USE WITHOUT WRITTEN
PERMISSION IS PROHIBITED.
TREE & GROUNDCOVER
PLANTING PLAN
SECTOR C

DATE 03/06/07
DWN RS
CHK CA
JOB # S06-569

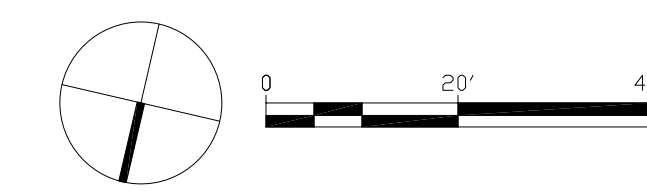
L2.03
OF 29 15



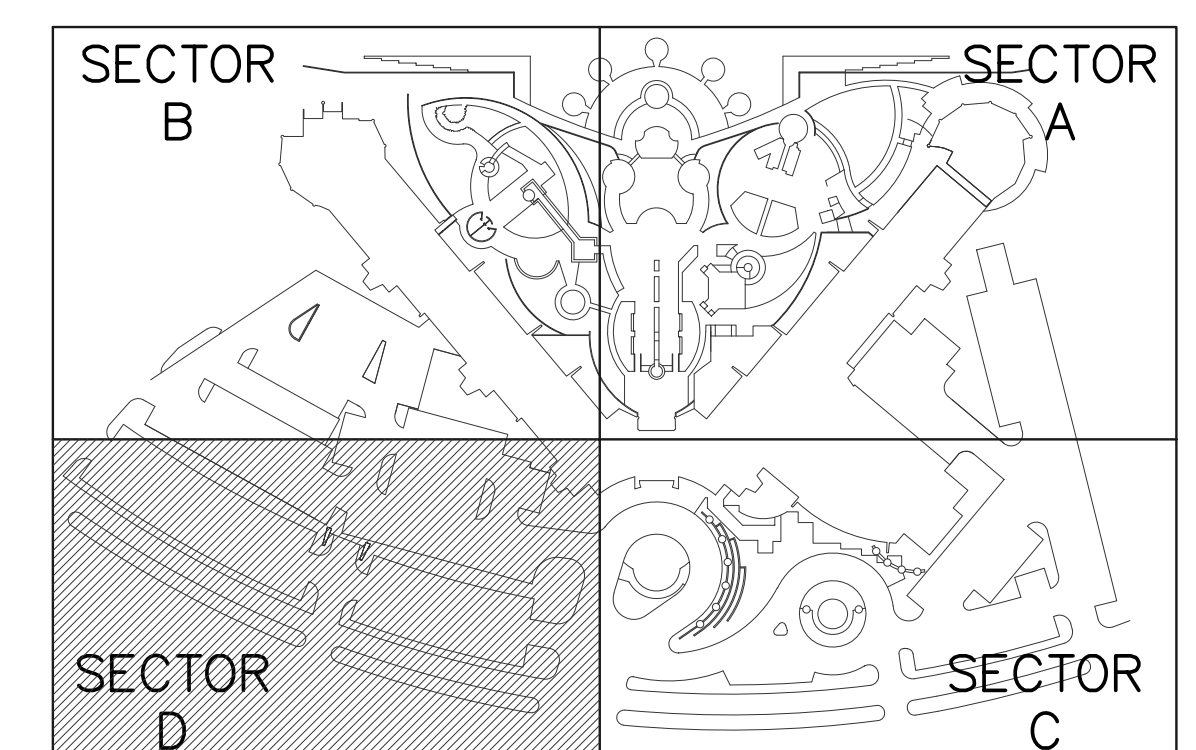
SECTOR D PLANT LEGEND

TREES				
SYMBOL	BOTANICAL NAME	COMMON NAME	SIZE	COMMENTS
	Brahea aculeata	Sinaloa Hesper Palm		
	Brahea armata	Blue Hesper Palm		
	Brahea brandegeei	San Jose Hesper Palm		
	Brahea edulis	Guadalupe Palm		
	Erythrina lysistemon	Common Coral Tree		
	Phoenix dactylifera	Date Palm		
	Prosopis chilensis	Chilean mesquite		
GROUNDCOVERS				
SYMBOL	BOTANICAL NAME	COMMON NAME	SIZE	COMMENTS
	Gazania rigens	Trailing Gazania		
	Lantana montevidensis	Trailing Lantana		

1 TREE & GROUNDCOVER PLANTING PLAN SECTOR D
SCALE: 1" = 20'



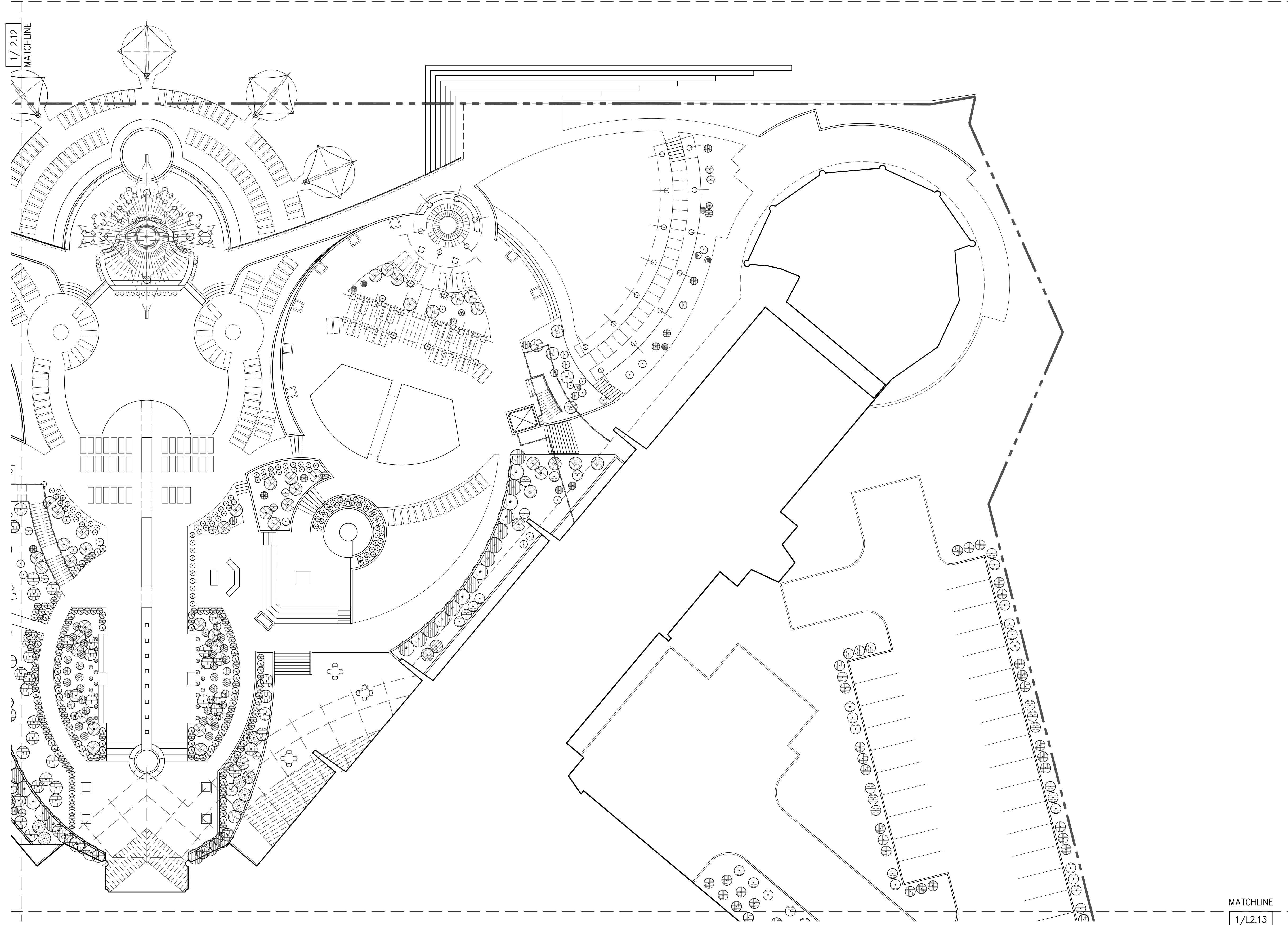
GRANDE POSADA
03.06.2007



© DRAWINGS ARE PROTECTED BY
COPYRIGHT. REPRODUCTION OR
USE WITHOUT WRITTEN
PERMISSION IS PROHIBITED.
TREE & GROUNDCOVER
PLANTING PLAN
SECTOR D

DATE 03/06/07
DWN RS
CHK CA
JOB # S06-569

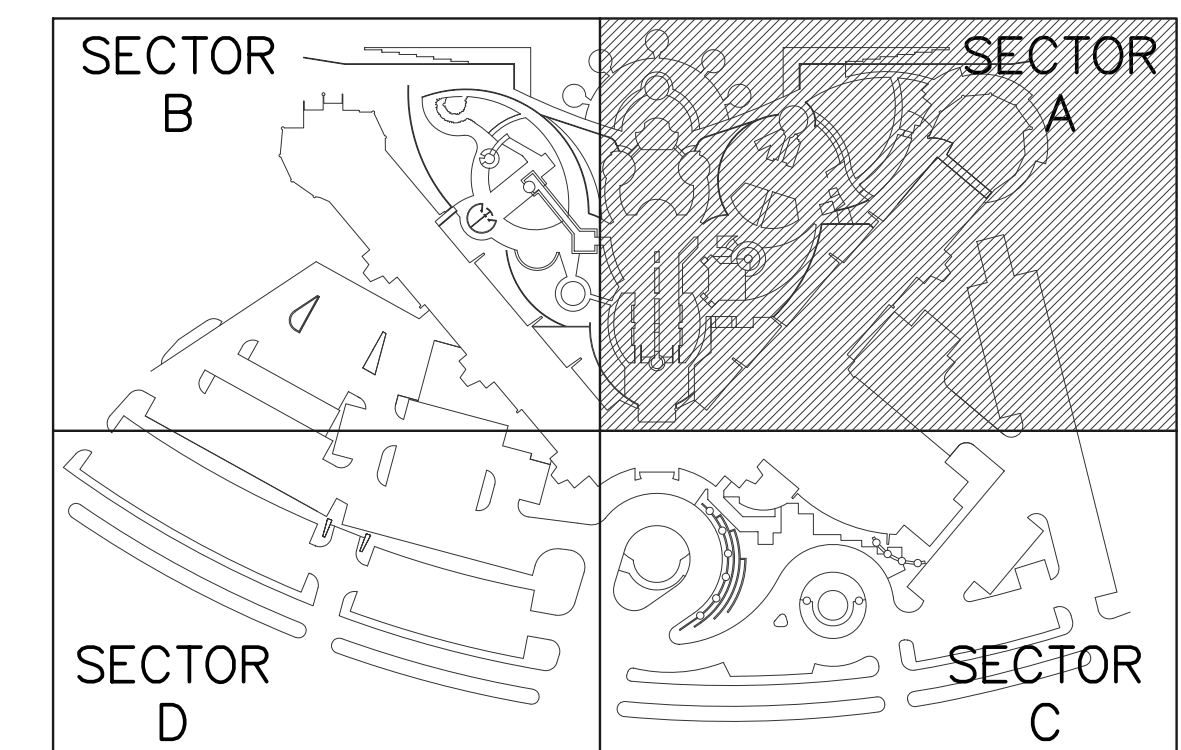
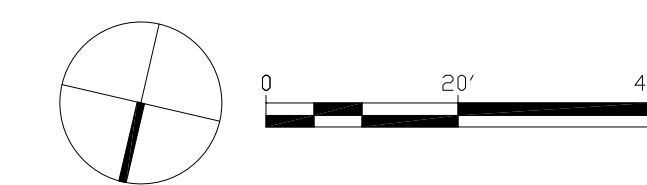
L2.04
OF 29 16



SECTOR A PLANT LEGEND

SHRUBS				
SYMBOL	BOTANICAL NAME	COMMON NAME	SIZE	COMMENTS
⊕	Bauhinia lunarioides	Chihuahuan Orchid Shrub		
⊗	Brugmansia sp.	Angels Trumpet		
⊖	Caesalpinia pulcherrima	Red Bird of Paradise		
⊕	Cycas revoluta	King Sago Palm		
⊗	Dodonaea viscosa	Hop Bush		
⊖	Musa ornata	Bronze (Flowering) Banana		
⊕	Musa zebrina	Blood Banana		
⊖	Philodendron sp.	Philodendron		
⊗	Plumbago auriculata	Plumbago		
⊖	Raphiolepis indica	Indian Hawthorne		
⊕	Salvia greggii	Autumn Sage		
PERRENIALS				
SYMBOL	BOTANICAL NAME	COMMON NAME	SIZE	COMMENTS
⊕	Agapanthus orientalis	Lily of the Nile		
⊗	Canna	Canna Lily		
⊖	Strelitzia reginae	Bird-of-Paradise		

1 SHRUB PLANTING PLAN SECTOR A
SCALE: 1" = 20'



GRANDE POSADA
03.06.2007

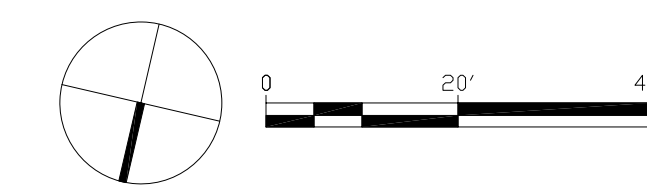
© DRAWINGS ARE PROTECTED BY
COPYRIGHT. REPRODUCTION OR
USE WITHOUT WRITTEN
PERMISSION IS PROHIBITED.
SHRUB PLANTING PLAN
SECTOR A

DATE 03/06/07
DWN RS
CHK CA
JOB # S06-569

L2.11
OF 29 17

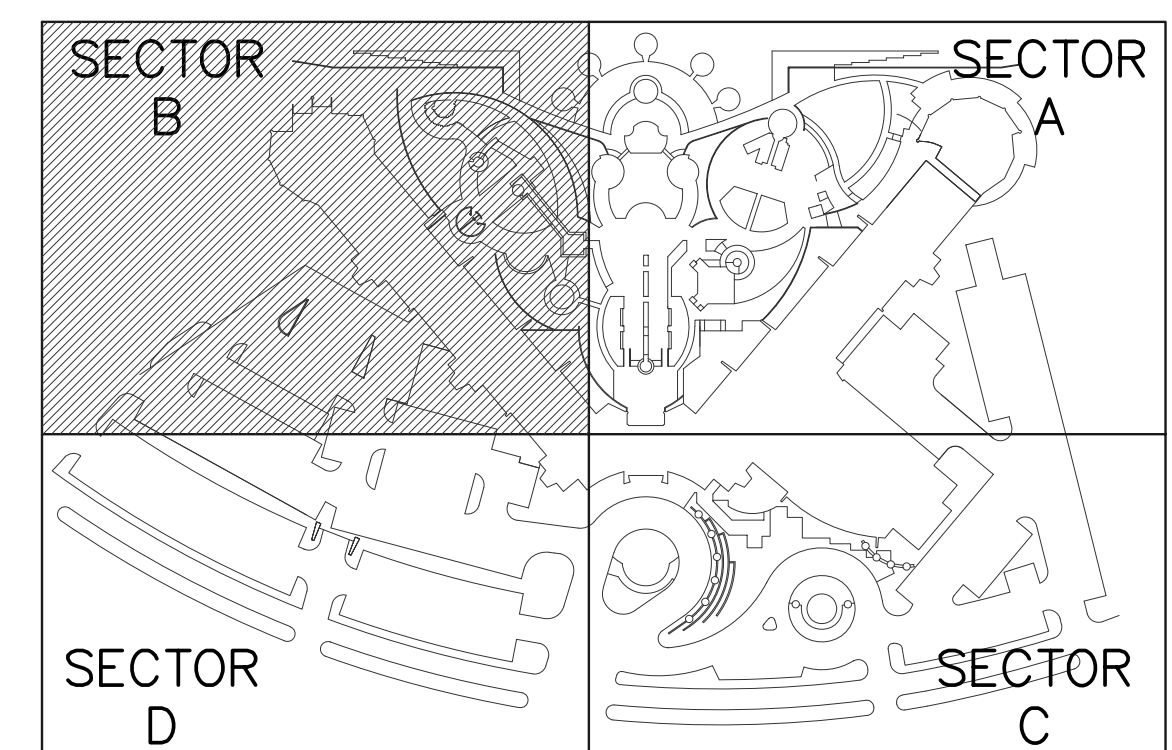
SECTOR B PLANT LEGEND

SHRUBS	BOTANICAL NAME	COMMON NAME	SIZE	COMMENTS
⊕	Bauhinia lunarioides	Chihuahuan Orchid Shrub		
⊗	Bougainvillea spectabilis 'glabra'	Bougainvillea		
⊗	Brahea decumbens	Mexican Dwarf Blue Palm		
⊗	Brugmansia sp.	Angels Trumpet		
⊕	Caesalpinia pulcherrima	Red Bird of Paradise		
⊗	Calliandra eriophylla	Pink Fairy Duster		
⊕	Cycas revoluta	King Sago Palm		
⊗	Dodonaea viscosa	Hop Bush		
⊗	Musa ornata	Bronze (Flowering) Banana		
⊗	Musa zebrina	Blood Banana		
⊗	Nerium oleander	Ubiquitous		
⊗	Philodendron sp.	Philodendron		
⊗	Plumbago auriculata	Plumbago		
⊗	Salvia greggii	Autumn Sage		
PERENNIALS	BOTANICAL NAME	COMMON NAME	SIZE	COMMENTS
⊗	Strelitzia reginae	Bird-of-Paradise		



1 SHRUB PLANTING PLAN SECTOR B
SCALE: 1" = 20'

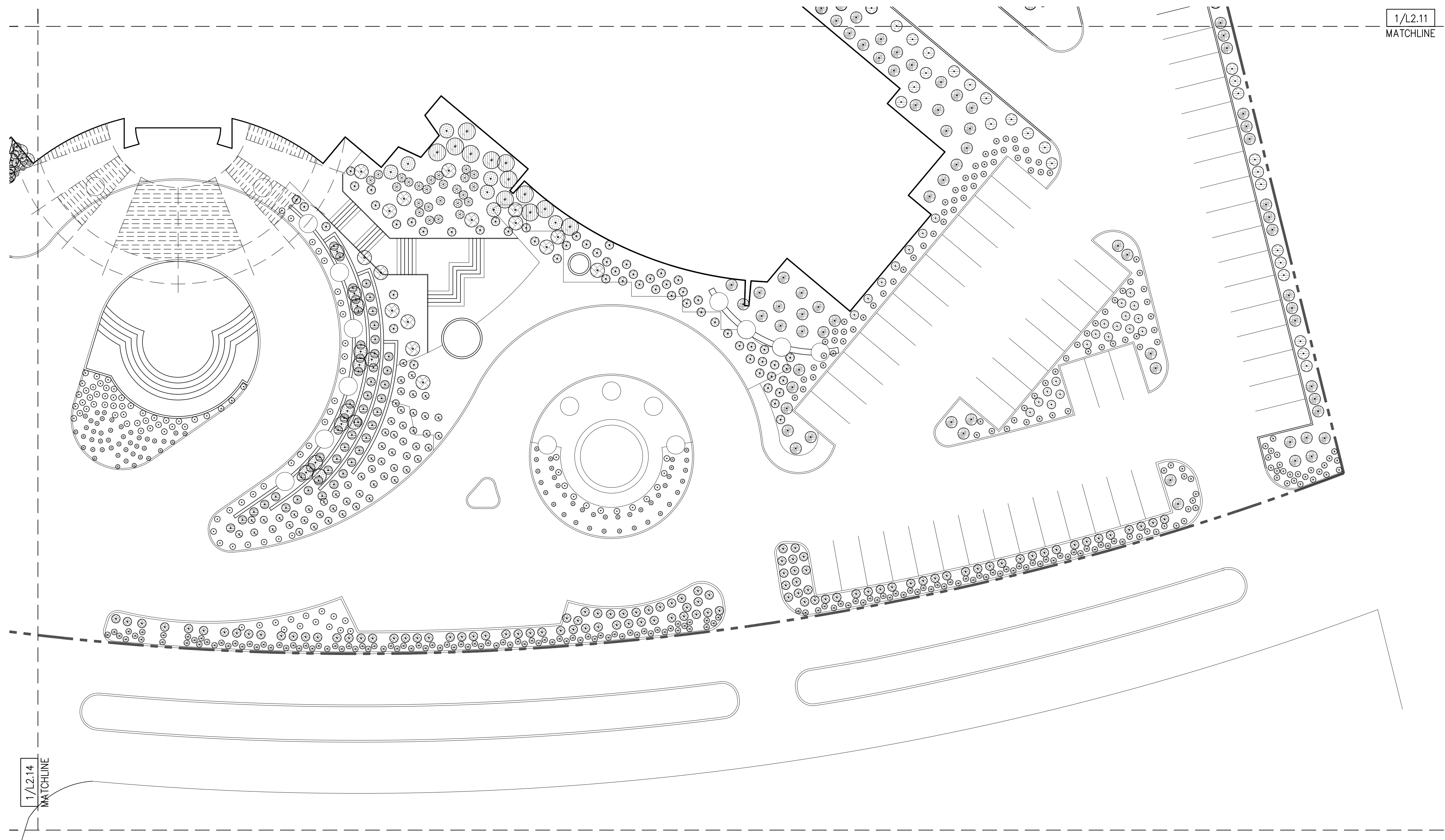
GRANDE POSADA
03.06.2007



© DRAWINGS ARE PROTECTED BY
COPYRIGHT. REPRODUCTION OR
USE WITHOUT WRITTEN
PERMISSION IS PROHIBITED.
SHRUB PLANTING PLAN
SECTOR B

DATE 03/06/07
DWN RS
CHK CA
JOB # S06-569

L2.12
OF 29 18



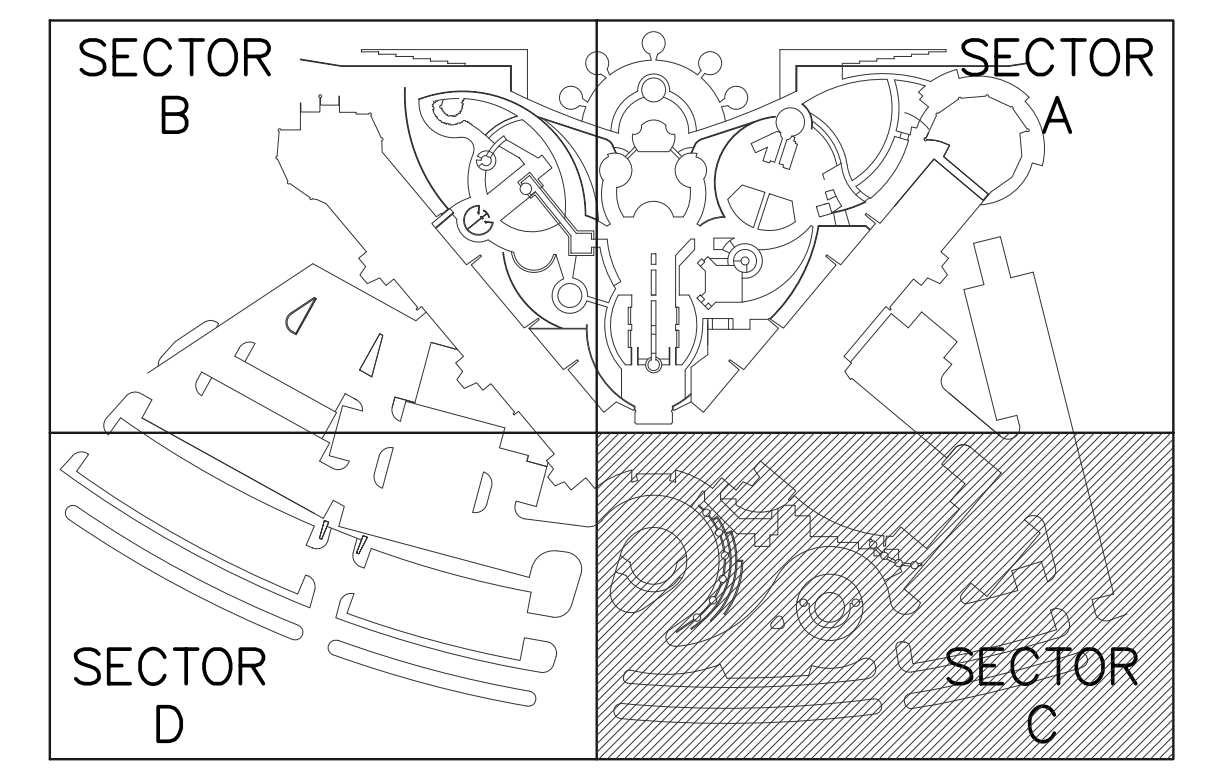
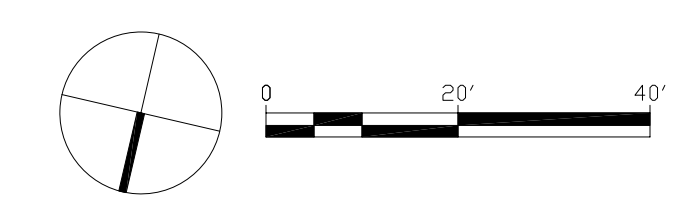
1/L2.11
MATCHLINE

1/L2.14
MATCHLINE

SECTOR C PLANT LEGEND

SHRUBS SYMBOL	BOTANICAL NAME	COMMON NAME	SIZE	COMMENTS
⊕	Bauhinia lunarioides	Chihuahuan Orchid Shrub		
⊕	Bougainvillea spectabilis 'glabra'	Bougainvillea		
⊕	Caesalpinia pulcherrima	Red Bird of Paradise		
⊕	Calliandra eriophylla	Pink Fairy Duster		
⊕	Cycas revoluta	King Sago Palm		
⊕	Dodonaea viscosa	Hop Bush		
⊕	Hesperaloe parviflora	Red Yucca		
⊕	Justicia spicigera	Mexican Honeysuckle		
⊕	Nerium oleander	Ubiquitous		
⊕	Philodendron sp.	Philodendron		
⊕	Raphiolepis indica	Indian Hawthorne		
⊕	Salvia greggii	Autumn Sage		
⊕	Tecomaria capensis	Cape Honeysuckle		
PERRENIALS SYMBOL	BOTANICAL NAME	COMMON NAME	SIZE	COMMENTS
⊕	Agapanthus orientalis	Lily of the Nile		
⊕	Strelitzia reginae	Bird-of-Paradise		

1 SHRUB PLANTING PLAN SECTOR C
SCALE: 1" = 20'

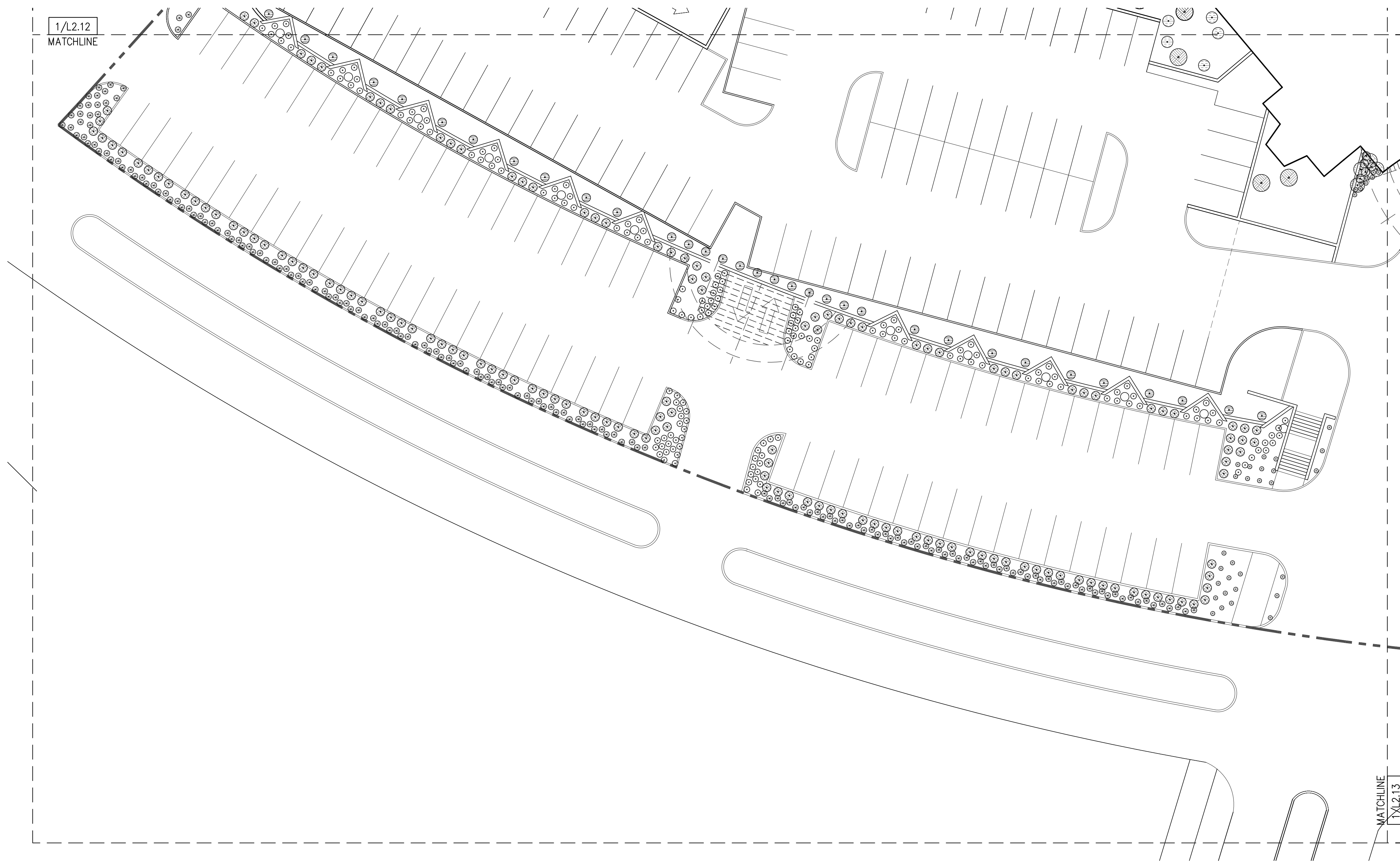


© DRAWINGS ARE PROTECTED BY
COPYRIGHT. REPRODUCTION OR
USE WITHOUT WRITTEN
PERMISSION IS PROHIBITED.
SHRUB PLANTING PLAN
SECTOR C

DATE 03/06/07
DWN RS
CHK CA
JOB # S06-569

L2.13
OF 29 19

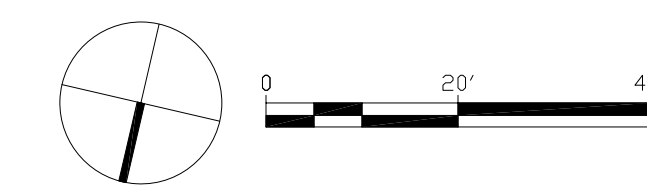
GRANDE POSADA
03.06.2007



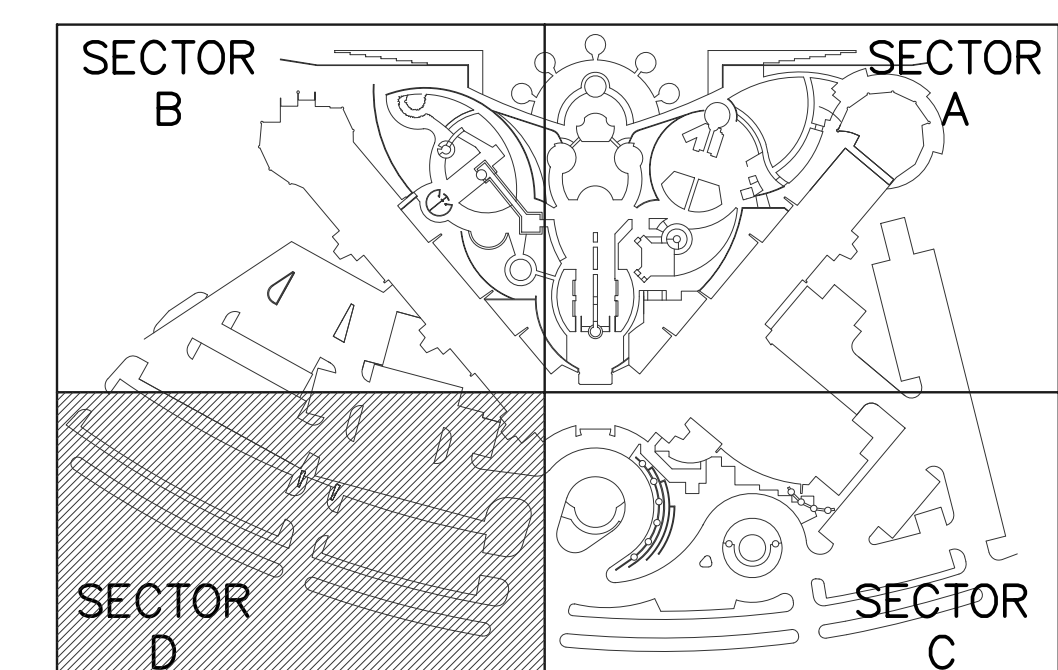
SECTOR D PLANT LEGEND

SHRUBS				
SYMBOL	BOTANICAL NAME	COMMON NAME	SIZE	COMMENTS
⊕	<i>Bougainvillea spectabilis</i> 'glabra'	Bougainvillea		
⊗	<i>Brahea decumbens</i>	Mexican Dwarf Blue Palm		
⊙	<i>Caesalpinia pulcherrima</i>	Red Bird of Paradise		
⊕	<i>Calliandra eriophylla</i>	Pink Fairy Duster		
⊕	<i>Cycas revoluta</i>	King Sago Palm		
⊗	<i>Nerium oleander</i>	Ubiquitous		
⊙	<i>Salvia greggii</i>	Autumn Sage		
⊗	<i>Tecomaria capensis</i>	Cape Honeysuckle		
PERRENIALS				
SYMBOL	BOTANICAL NAME	COMMON NAME	SIZE	COMMENTS
⊙	<i>Agapanthus orientalis</i>	Lily of the Nile		

1 SHRUB PLANTING PLAN SECTOR D
SCALE: 1" = 20'



GRANDE POSADA
03.06.2007

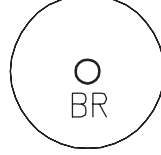






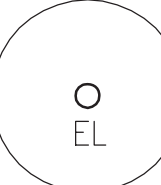



© DRAWINGS ARE PROTECTED BY
COPYRIGHT. REPRODUCTION OR
USE WITHOUT WRITTEN
PERMISSION IS PROHIBITED.
SHRUB PLANTING PLAN
SECTOR D

DATE 03/06/07
DWN RS
CHK CA
JOB # S06-569

L2.14
OF 29 20

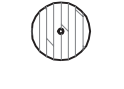



PLANT SCHEDULE
TREES

SYMBOL	QTY	BOTANICAL NAME	COMMON NAME	SIZE	COMMENTS
		<i>Brachychiton rupestris</i>	Bottle Tree		
		<i>Brahea aculeata</i>	Sinaloa Hesper Palm		
		<i>Brahea armata</i>	Blue Hesper Palm		
		<i>Brahea brandegeei</i>	San Jose Hesper Palm		
		<i>Brahea clara</i>	TBD		
		<i>Brahea dulcis</i>	Rock Palm		
		<i>Brahea edulis</i>	Guadalupe Palm		
		<i>Brahea nitida/Brahea calycarea</i>	Oaxaca Palm		
		<i>Brahea elegans</i>	Mexican Blue Palm		
		<i>Caesalpinia cacalaco</i>	Cascalote		
		<i>Cercidium praecox</i>	Sonoran Palo Verde/Palo Brea		
		<i>Ensete ventricosum</i>	Red Abyssinian Banana		
		<i>Erythrina x bidwillii</i>	Kings Match Stick		
		<i>Erythrina x Lysistemon</i>	Coral Tree		
		<i>Ficus obtusifolia</i>	Ficus		
		<i>Fraxinus velutina 'Fan tex'</i>	Fan-tex ash		
		<i>Howea forsteriana</i>	Kentia Palm		




















		<i>Jacaranda mimosifolia</i>	Jacaranda		
		<i>Olneya tesota</i>	Ironwood		
		<i>Phoenix dactylifera</i>	Date Palm		
		<i>Prosopis chilensis</i>	Chilean mesquite		
		<i>Sabal mexicana</i>	Rio Grande Palmetto		
		<i>Sabal palmetto</i>	Cabbage Palm		
		<i>Sabal rosei</i>	Llano palm		
		<i>Sabal uresana</i>	Sonoran Palmetto		
		<i>Sophora secudiflora</i>	Texas Mountain Laurel		
		<i>Washingtonia robusta</i>	Mexican Fan Palm (Sky Duster)		

SHRUBS

SYMBOL	QTY	BOTANICAL NAME	COMMON NAME	SIZE	COMMENTS
		<i>Aloe vera</i>	Medicinal Aloe		
		<i>Bauhinia lunarioides</i>	Chihuahuan Orchid Shrub		
		<i>Bougainvillea glabra</i>	Bougainvillea		
		<i>Bougainvillea spectabilis 'glabra'</i>	Bougainvillea		
		<i>Brahea decumbens</i>	Mexican Dwarf Blue Palm		
		<i>Brugmansia sp.</i>	Angels Trumpet		











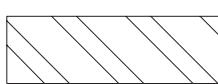

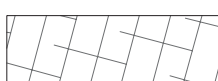










SHRUBS

SYMBOL	QTY	BOTANICAL NAME	COMMON NAME	SIZE	COMMENTS
		Caesalpinia gilliesii	Desert Bird of Paradise		
		Caesalpinia mexicana	Mexican Bird of Paradise		
	⊖	Caesalpinia pulcherrima	Red Bird of Paradise		
		Calliandra californica	Baja Fairy duster		
	⊖	Calliandra eriophylla	Pink Fairy Duster		
		Carissa macrocarpa	Natal Plum		
		Crassula ovata	Jade Plant		
	⊕	Cycas revoluta	King Sago Palm		
		Dion edule	Virgin Palm/Mexican Cycad		
	⊕	Dodonaea viscosa	Hop Bush		
		Euphorbia pulcherrima	Poinsetta		
		Euphorbia rigida	Gopher Plant (Silver Spurge)		
	⊖	Hesperaloe parviflora	Red Yucca		
		Justicia californica	Chuparosa		
	⊖	Justicia spicigera	Mexican Honeysuckle		
		Kalanchoe beharensis	Felt Plant		
		Lantana camara	Lantana		










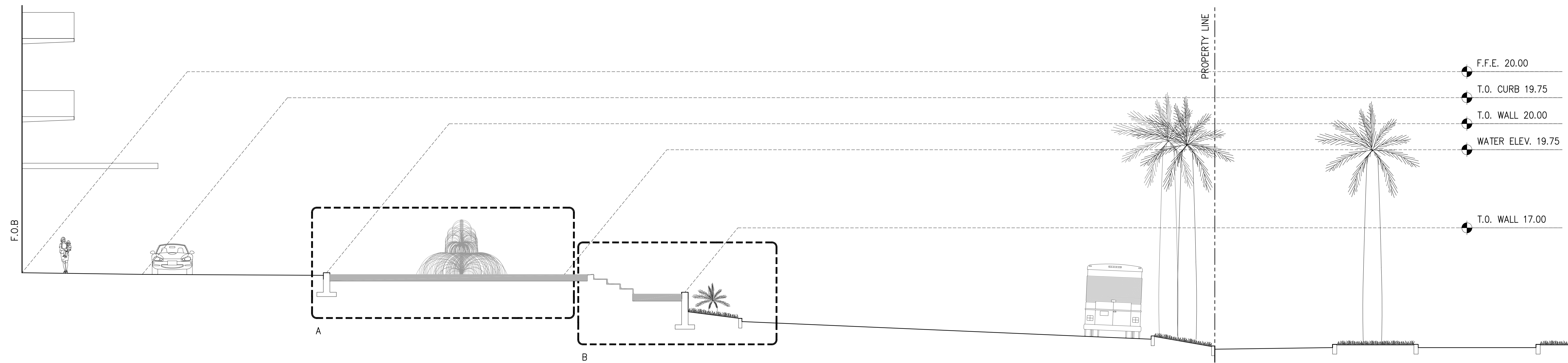
		Macfadyena unguis-cati	Cat Claw Vine		
		Musa acuminata 'Dwarf Cavendish'	Dwarf Cavendish Banana		
	⊕	Musa ornata	Bronze (Flowering) Banana		
		Musa velutina	Velvet Pink Banana		
	⊕	Musa zebrina	Blood Banana		
		Musella lasiocarpa	Golden Lotus Banana		
	⊖	Nerium oleander	Ubiquitous		
		Passiflora foetida v. longipedunculata	Baja Passion Vine		
	⊕	Philodendron sp.	Philodendron		
		Phormium tenax	New Zealand Flax		
	⊖	Plumbago auriculata	Plumbago		
		Podranea ricasoliana	Pink Trumpet Vine		
	⊖	Raphiolepis indica	Indian Hawthorne		
		Rosmarunus officinalis	Upright Rosemary		
	⊖	Salvia greggii	Autumn Sage		
		Salvia leucantha	Mexican Bush Sage		
	⊖	Tecomaria capensis	Cape Honeysuckle		

GROUNDCOVERS

SYMBOL	QTY	BOTANICAL NAME	COMMON NAME	SIZE	COMMENTS
		Agave americana	Century plant		
	⊖	Agave attenuata	Foxtail		
		Agave parryi huachucensis	Parry's agave		
	⊕	Agave vilmoriniana	Octopus agave		
		Agave weberii	Weber's Agave		
		Aloe barbadensis	Aloe Vera		
		Aloe saponaria	African Aloe		
		Asparagus densiflorus 'Sprengeri'	Asparagus fern		
		Carissa grandiflora 'Green Carpet'	Natal Plum 'Green Carpet'		
		Carpobrotus edulis	Ice Plant		
		Cephalophyllum 'Red Spike'	Red Spike Ice Plant		
		Dalea greggii	Trailing Dalea		
		Gazania rigens	Trailing Gazania		
		Lantana montevidensis	Trailing Lantana		
		Lippia nodiflora	Frogfruit		
		Malephora crocea	Salmon Ice Plant		
		Mycoporum parvifolium	Mycoporum		




PERRENIALS					
SYMBOL	QTY	BOTANICAL NAME	COMMON NAME	SIZE	COMMENTS
		Rosmarinus officinalis 'prostratus'	Trailing Rosemary		
		Sansevieria hyacinthoides	Bowstring Hemp		
		Sansevieria parva	Kenya hyacinth		
		Sansevieria trifasciata	Snake Plant		
		Teucrium chamaedrys 'Prostratum'	Germander		
		Trachelospermum jasmoideis	Star Jasmine		
		Yucca baccata	Banana Yucca		
		Yucca rigida	Blue Yucca		
	⊙	Agapanthus orientalis	Lily of the Nile		
	⊙	Canna	Canna Lily		
		Diets vegeta	African Iris		
		Limonium perezii	Perez Sea Lavender		
		Moraea (Diets) bicolor	Fortnight Lily		
		Salvia microphylla 'Hot Lips'	Hot Lips Sage		
		Salvia microphylla 'San Carlos Festival'	San Carlos Festival Sage		
	⊙	Strelitzia reginae	Bird-of-Paradise		
		Turf grass			

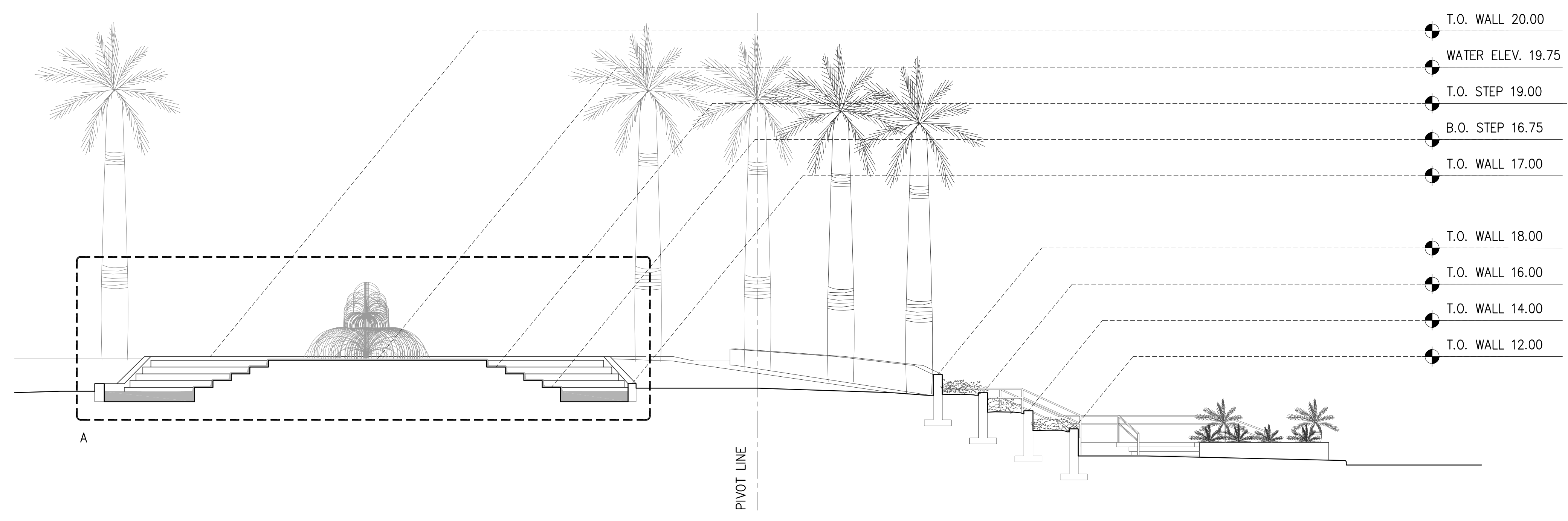


1 SECTION LOOKING WEST THROUGH ENTRY
L3.00 1/8" = 1'-0"

SECTION




A ENTRY FOUNTAIN




2 SECTION LOOKING SOUTH THROUGH ENTRY
L3.00 1/8" = 1'-0"

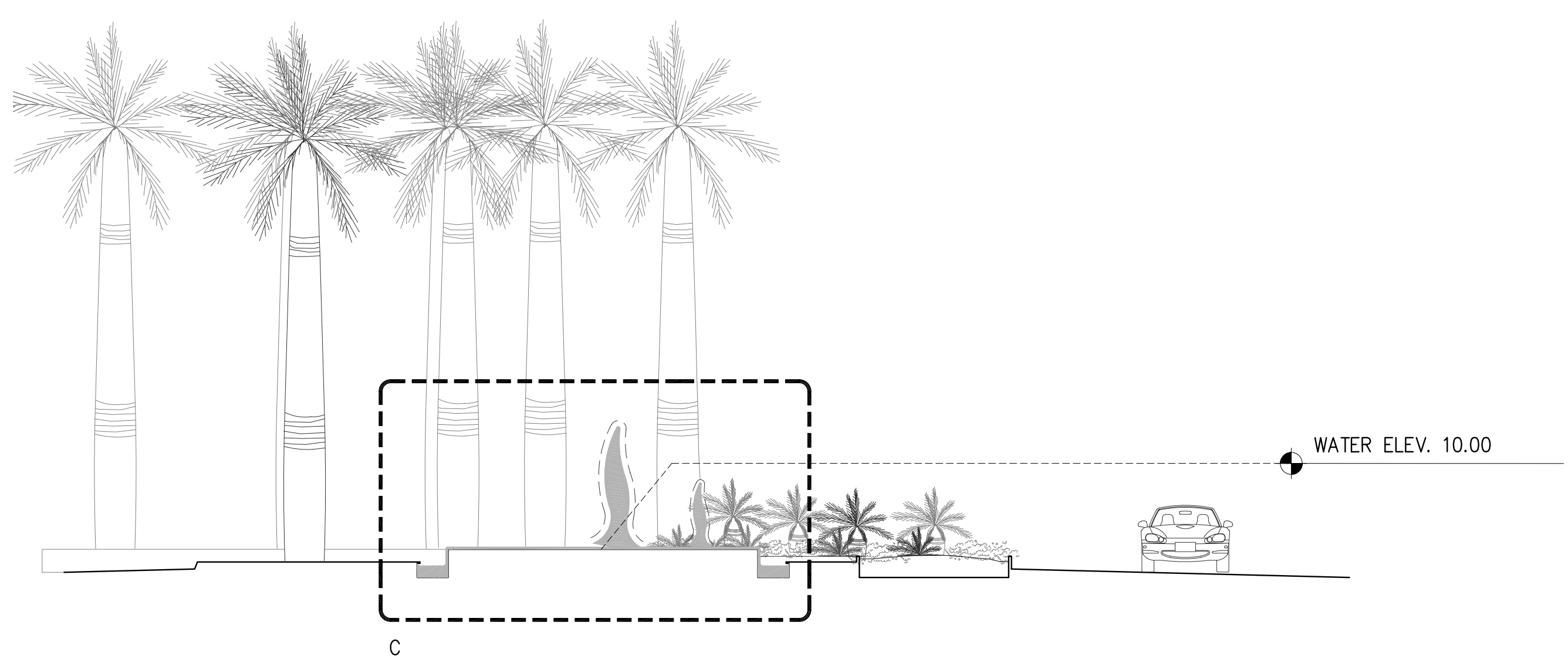
SECTION



B WATER FEATURE CASCADING STAIRS

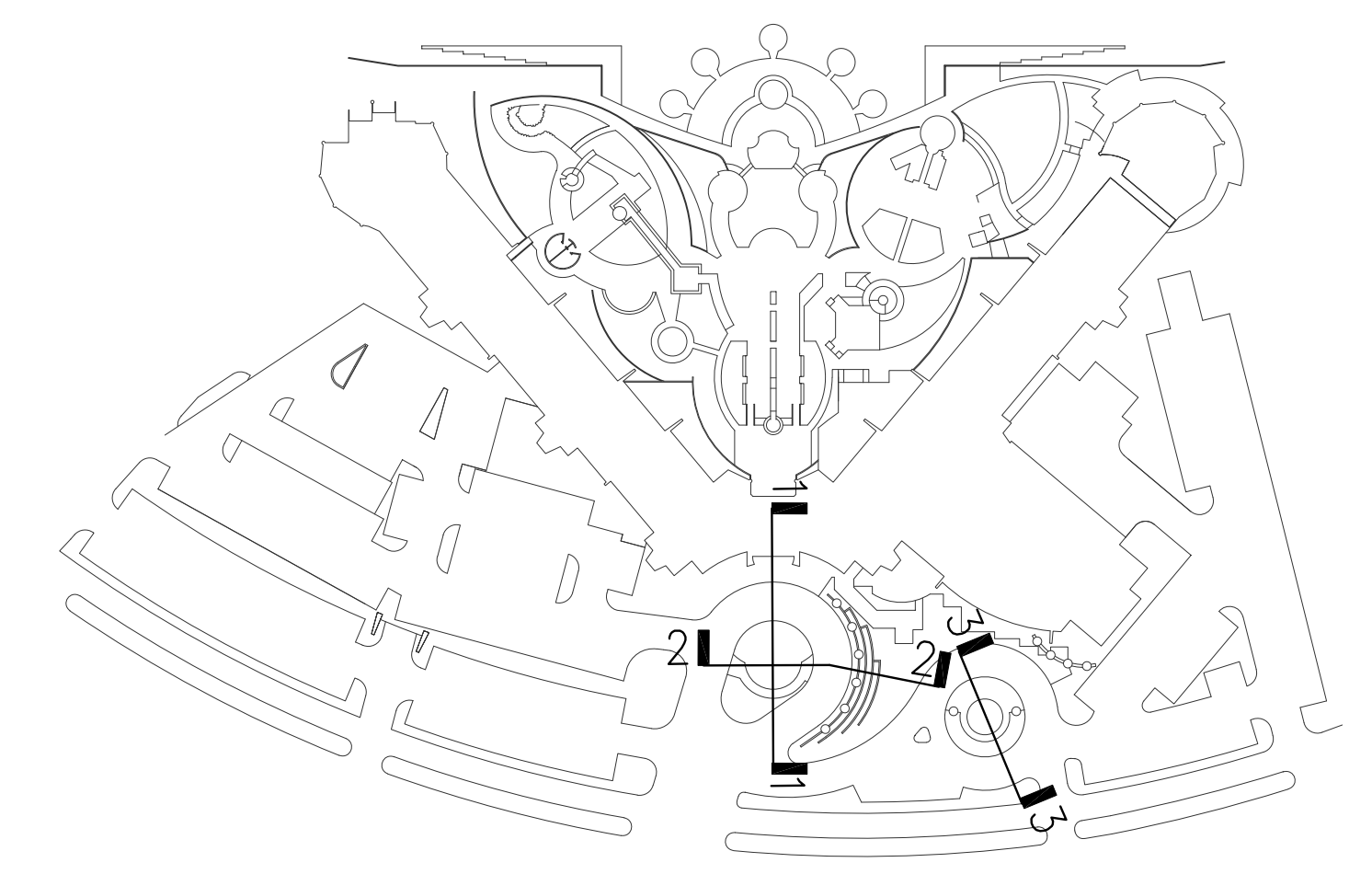


C BALLROOM FOUNTAIN



3 SECTION LOOKING SOUTHWEST THROUGH BALLROOM DROP-OFF
L3.00 1/8" = 1'-0"


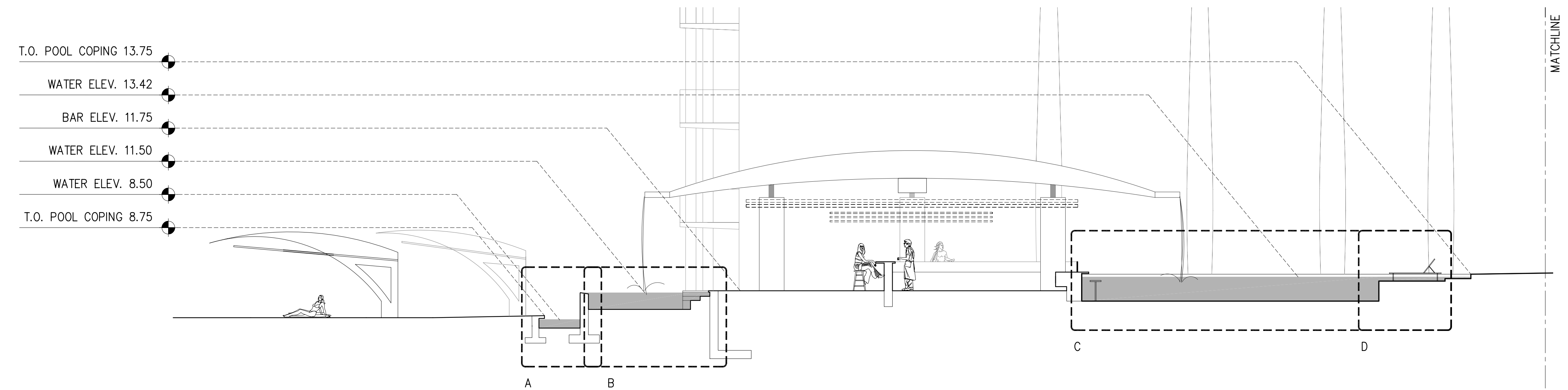
SECTION



© DRAWINGS ARE PROTECTED BY
COPYRIGHT. REPRODUCTION OR
RELEASE WITHOUT WRITTEN
PERMISSION IS PROHIBITED.

SECTIONS

DATE 03/06/07
DWN CM/KP
CHK CA
JOB # S06-569



A WATER CASCADE



B SPA




C POOL



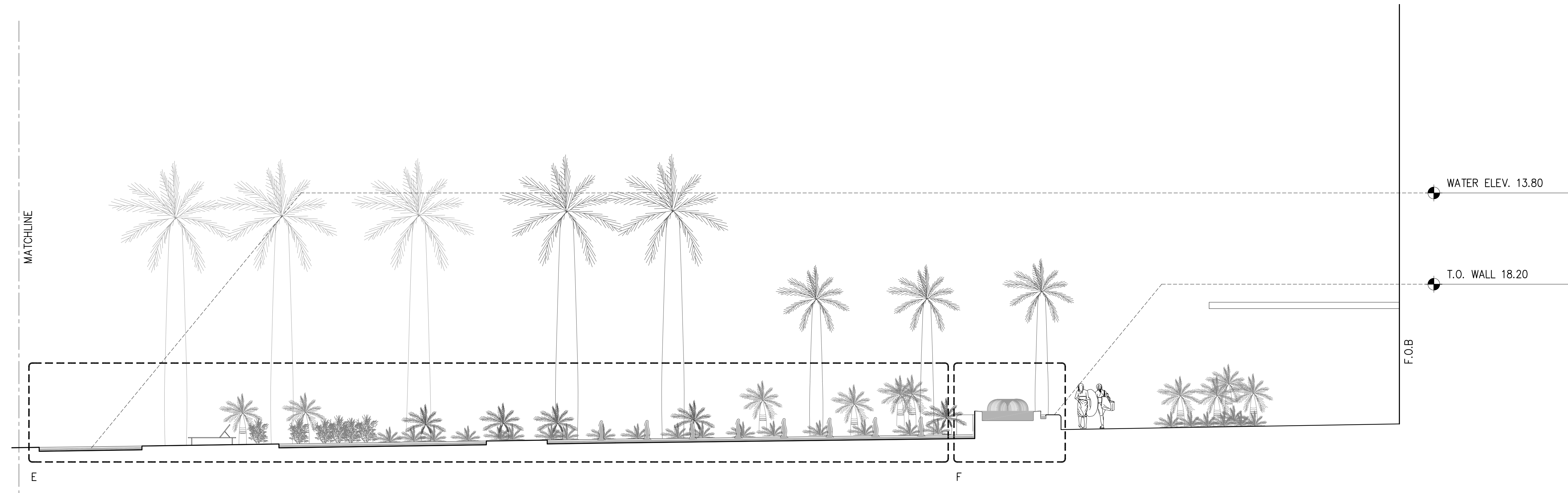
D WATER LOUNGE



E RUNNEL WITH FOUNTAINS

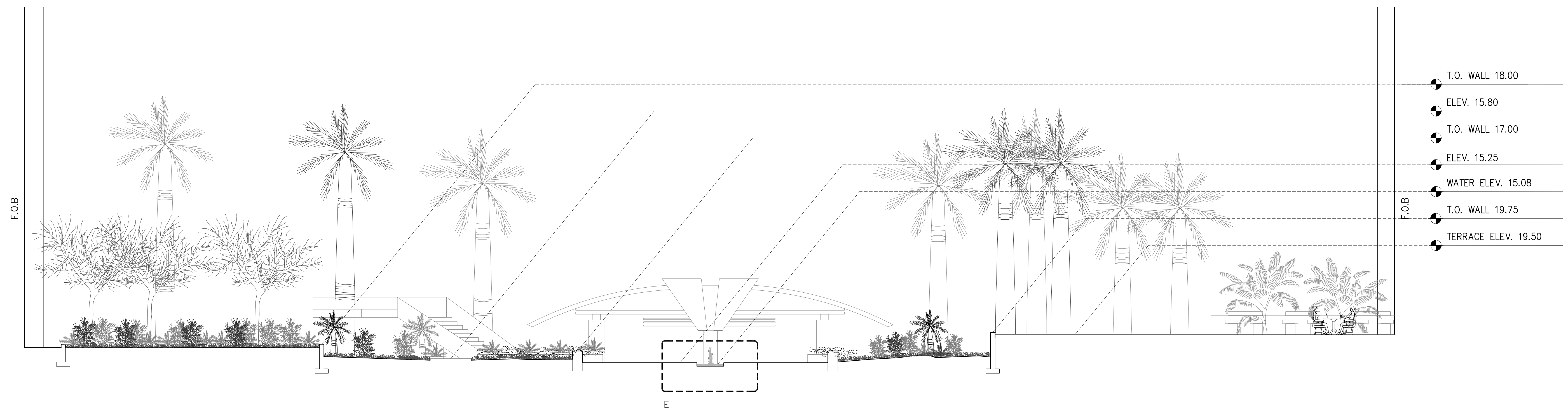


F FOUNTAIN



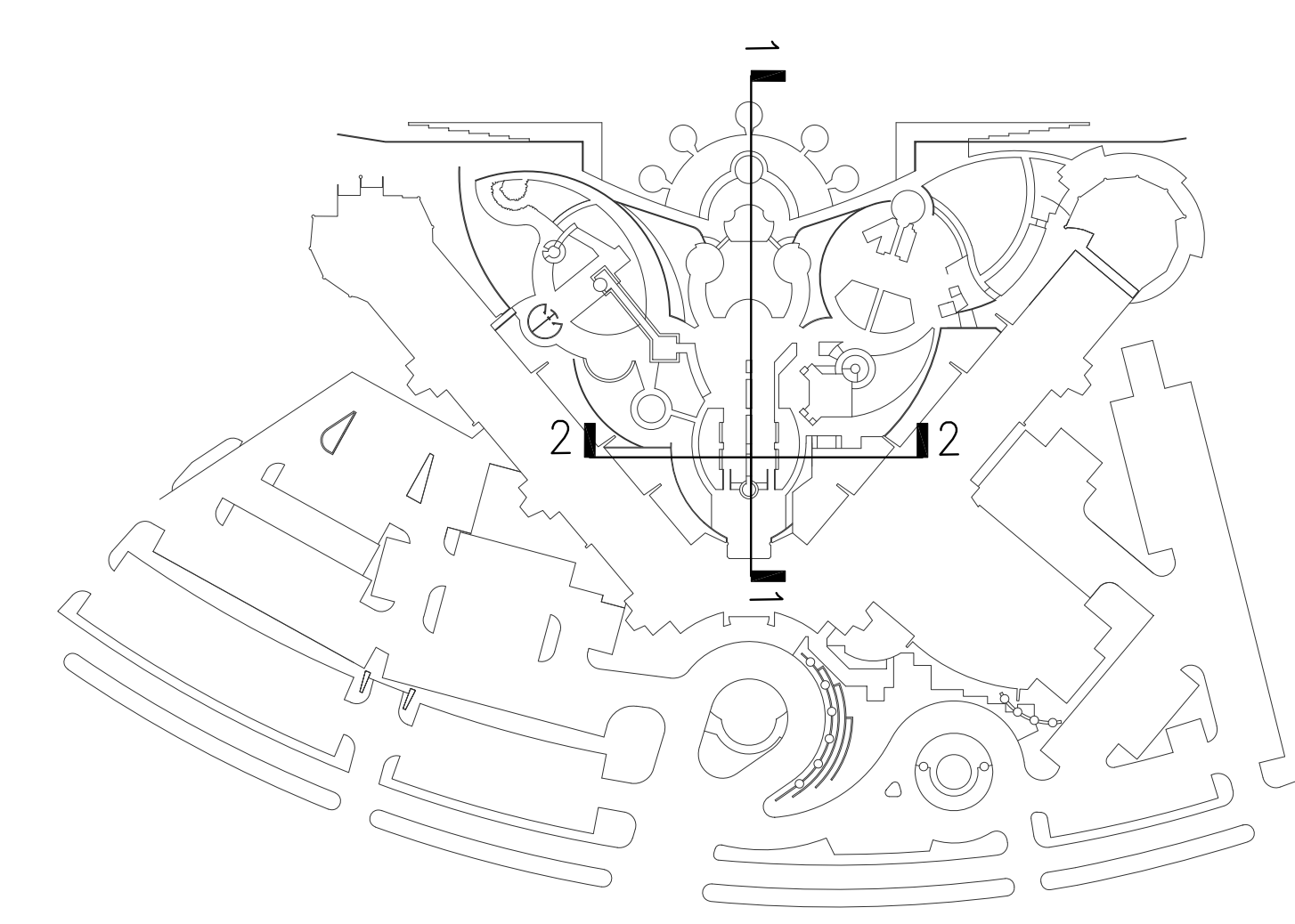
1 SECTION LOOKING WEST
L3.01 1/8" = 1'-0"

SECTION



2 SECTION LOOKING SOUTH
L3.01 1/8" = 1'-0"

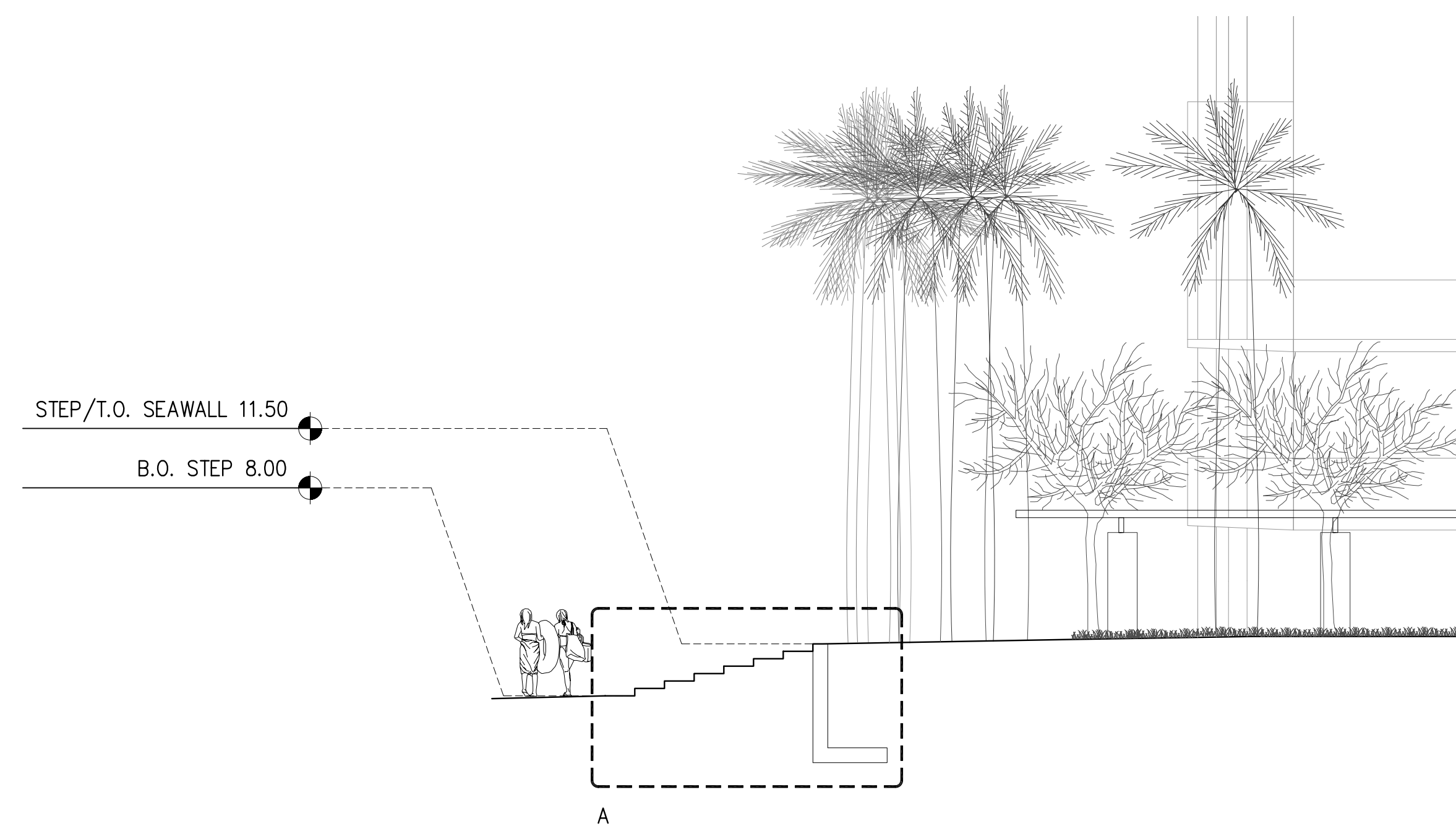
SECTION



GRANDE POSADA
03.06.2007

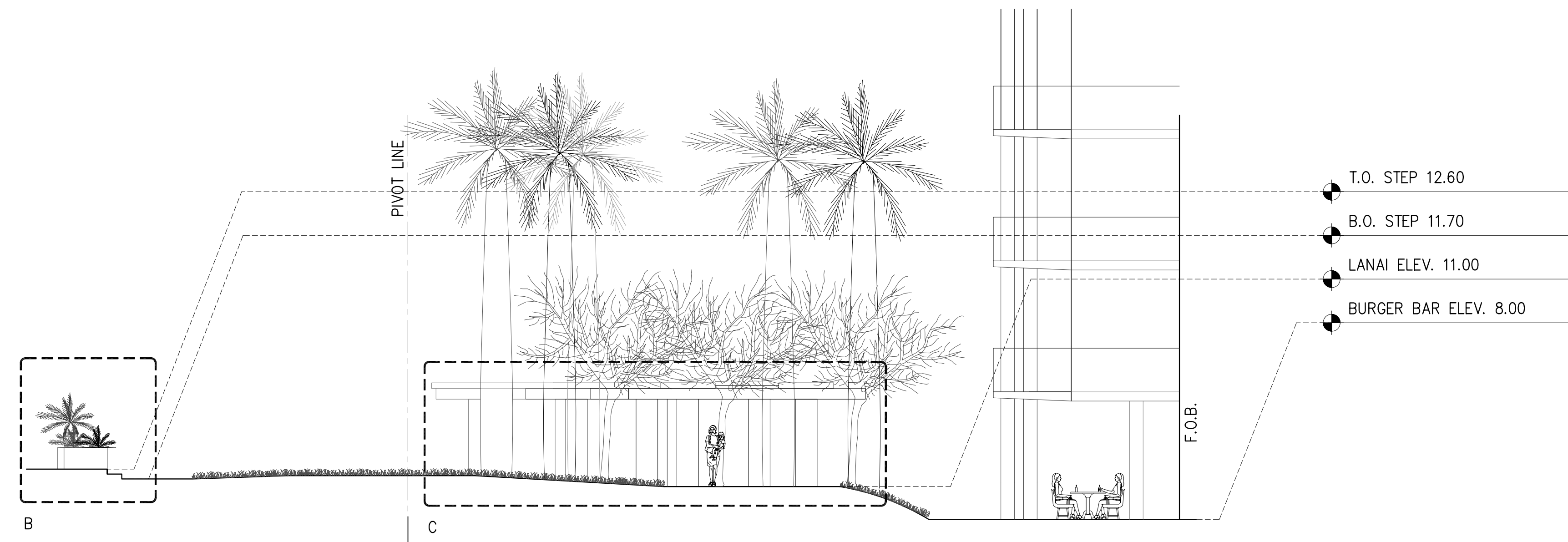
© DRAWINGS ARE PROTECTED BY
COPYRIGHT. REPRODUCTION OR
USE WITHOUT WRITTEN
PERMISSION IS PROHIBITED.
SECTIONS

DATE 03/06/07
DWN CM/KP
CHK CA
JOB # S06-569




1 SECTION LOOKING WEST THROUGH STEPS TO BEACH
L3.02 1/8" = 1'-0"

SECTION



2 SECTION LOOKING SOUTH THROUGH LAWN TERRACE
L3.02 1/8" = 1'-0"

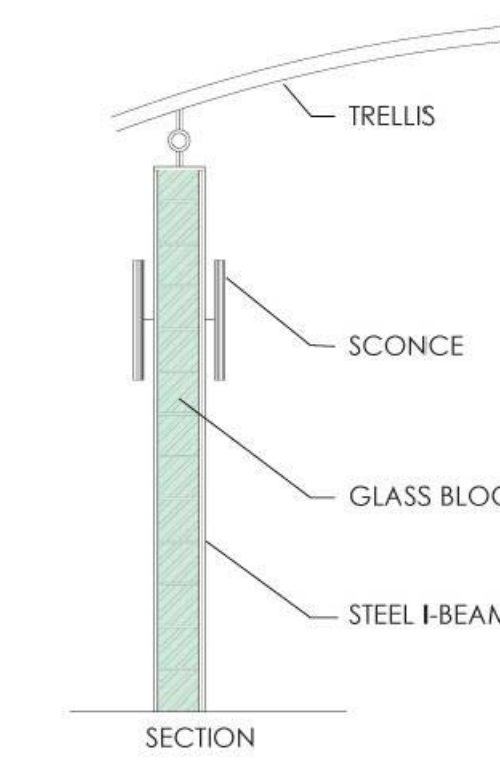
SECTION



3 TRELLIS TYPE DIAGRAM
L3.02 NTS

PLAN

- A SEAWALL + STAIRS
- B PLANTER
- C TRELLIS
- C TRELLIS OPTIONS



SECTION



PLAN

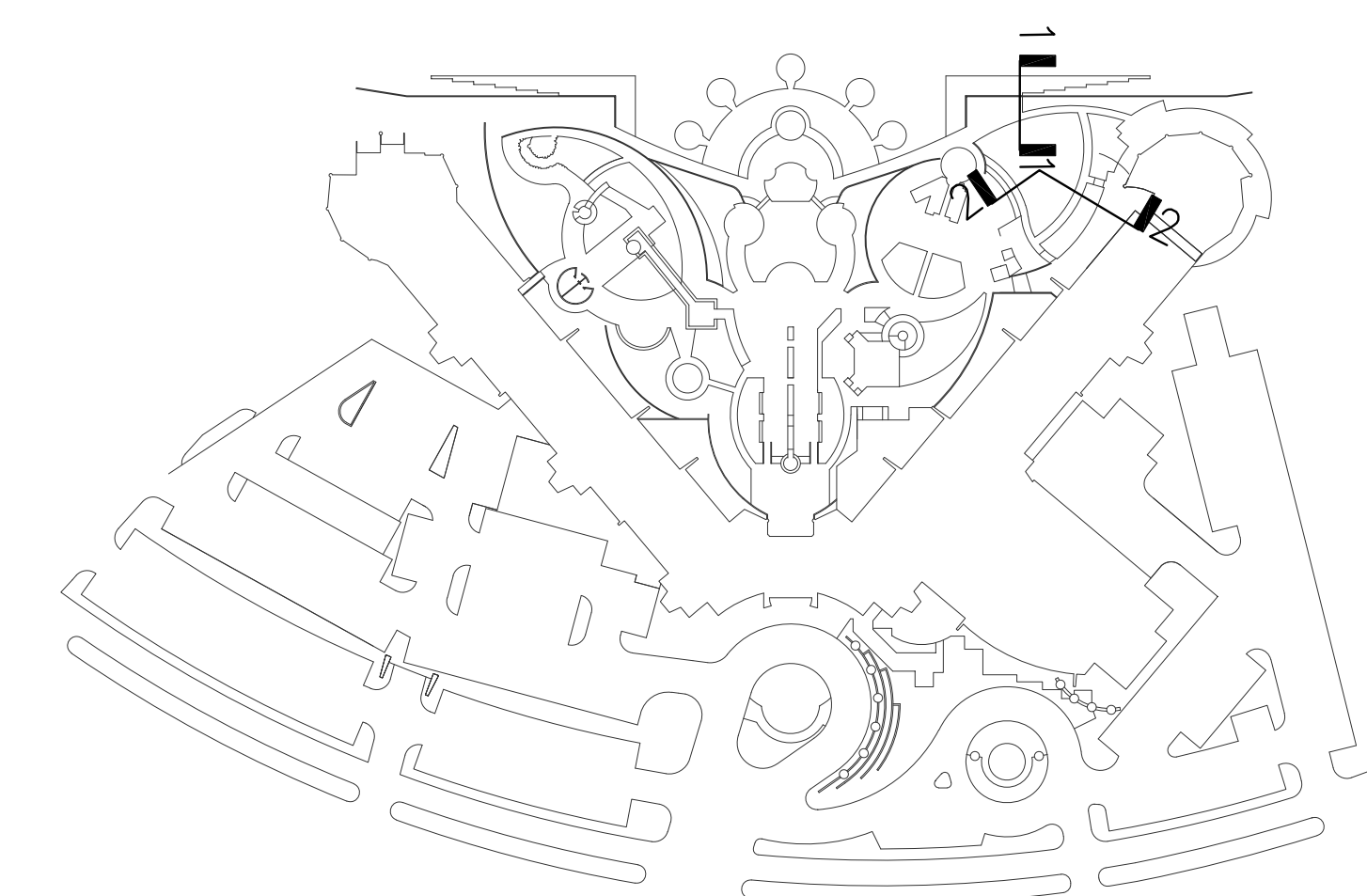
LIGHTED COLUMN (24)

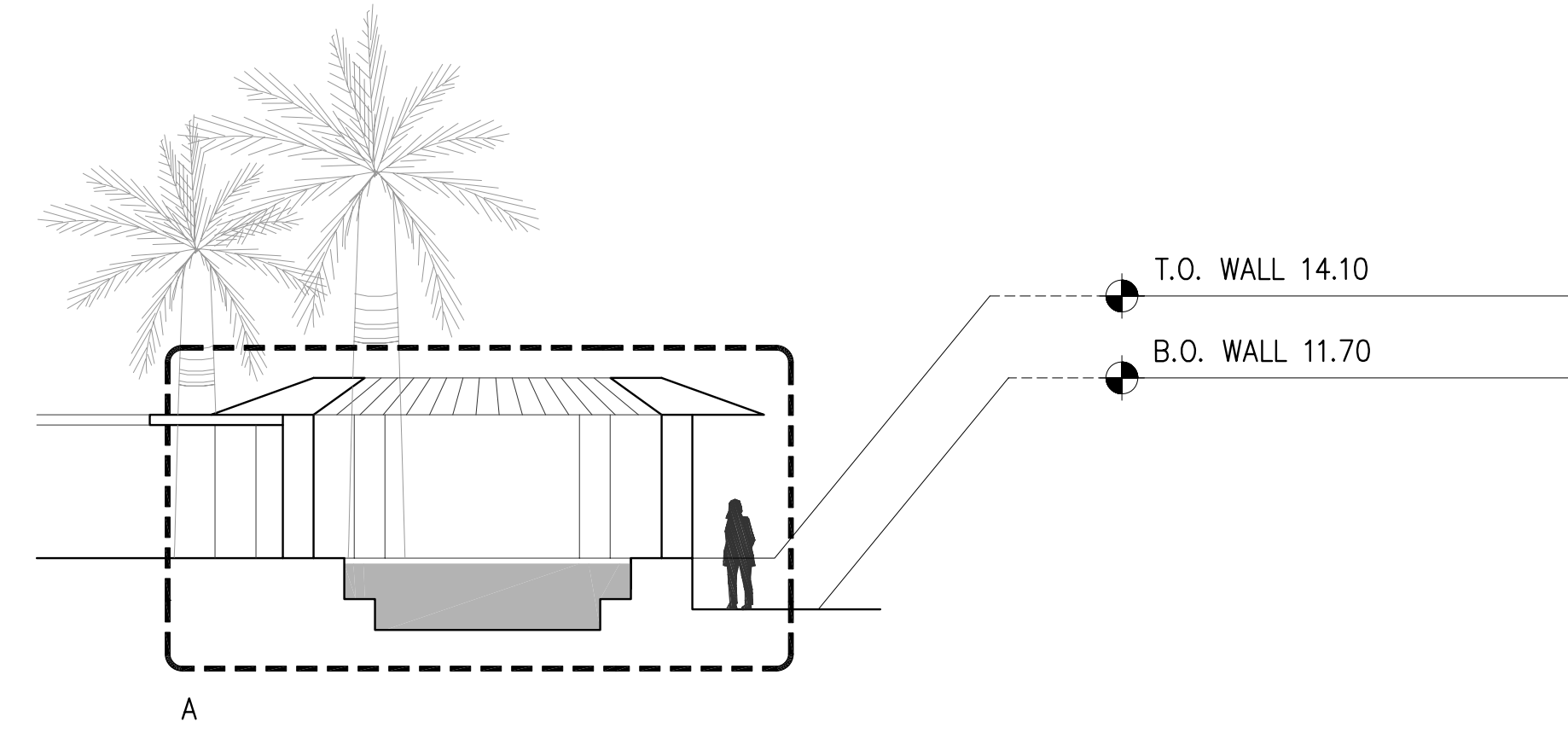


ART/MOSAIC COLUMN (14)

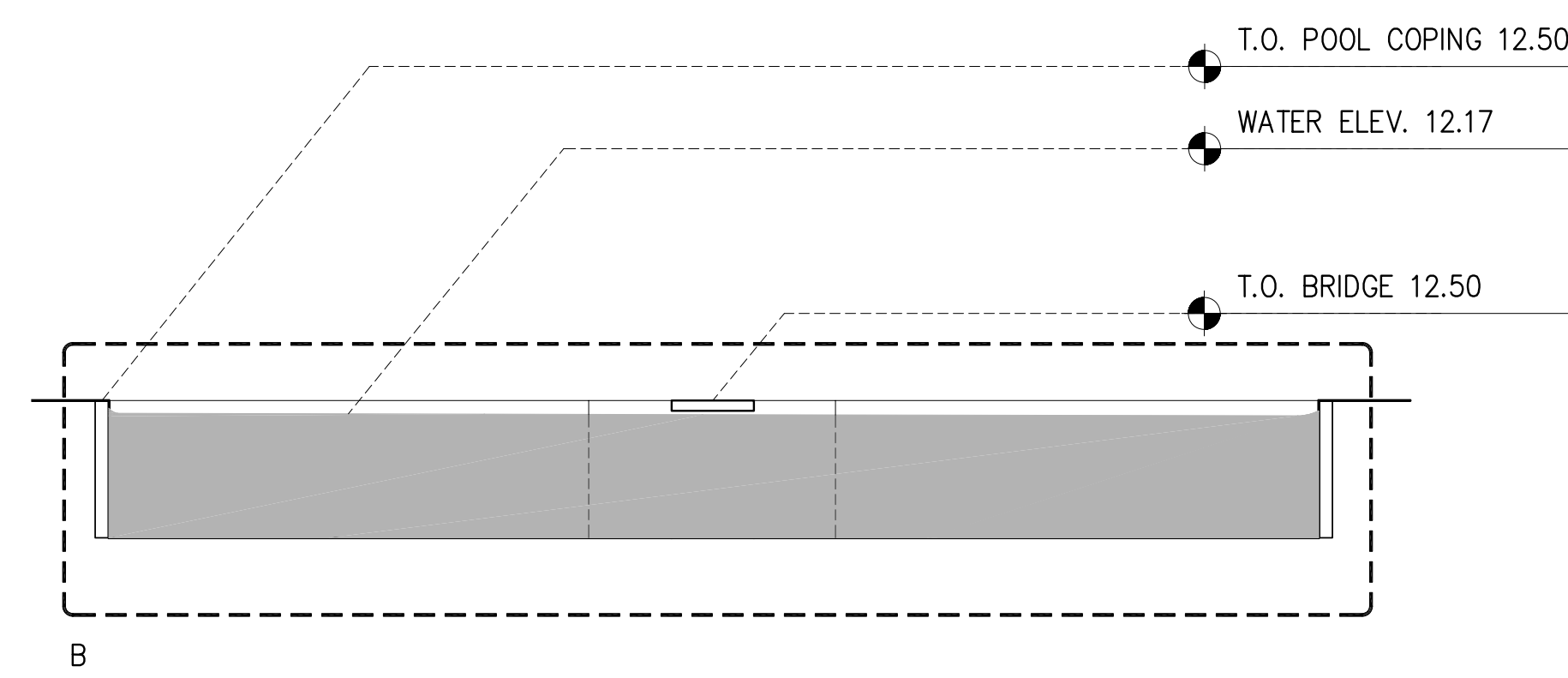


'GREEN' COLUMN (20)

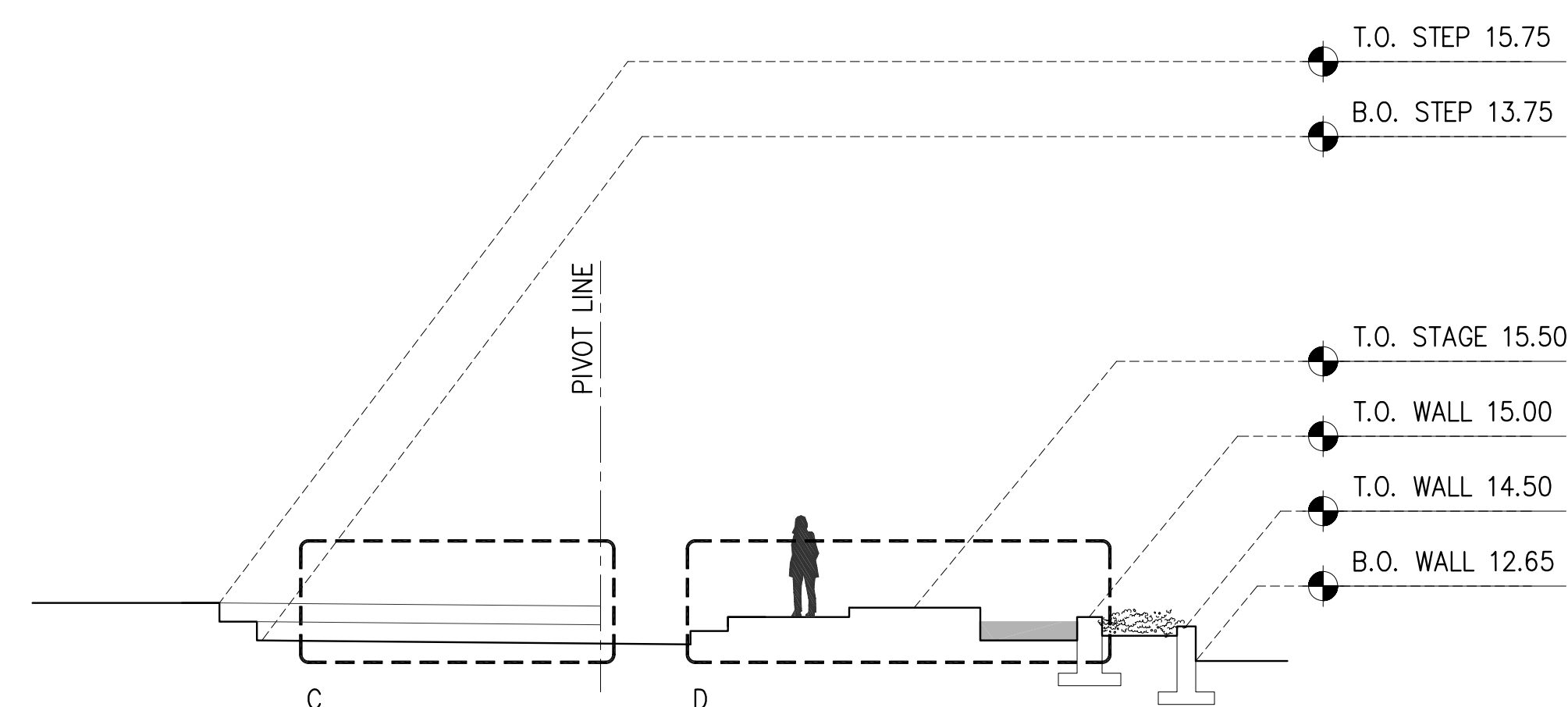




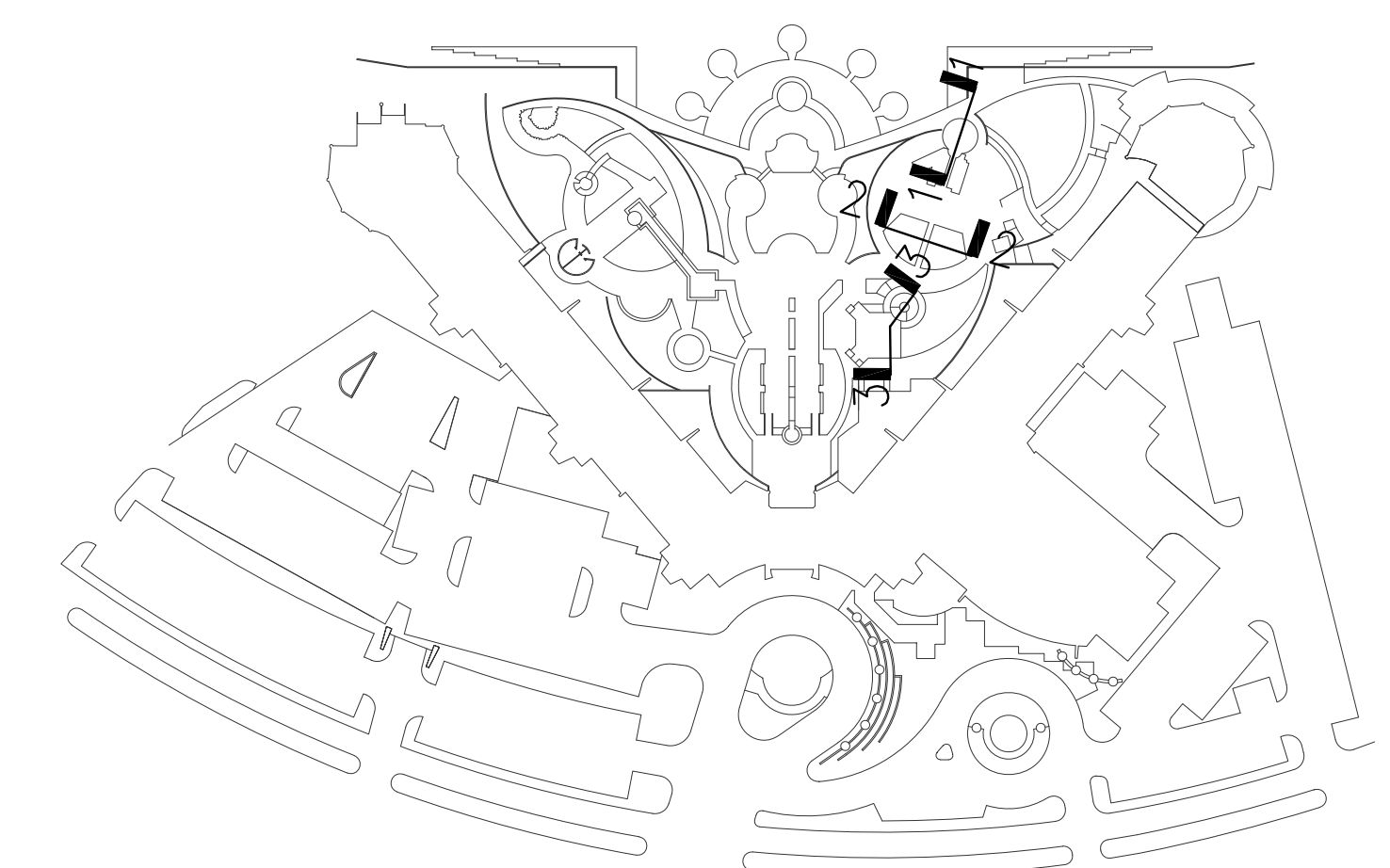

1 SECTION LOOKING EAST THROUGH SPA
 L3.03 1/8" = 1'-0" SECTION



2 SECTION LOOKING SOUTH THROUGH POOL
 L3.03 1/8" = 1'-0" SECTION



3 SECTION LOOKING EAST-SOUTHEAST THROUGH LUAU DINING
 L3.03 1/8" = 1'-0" SECTION

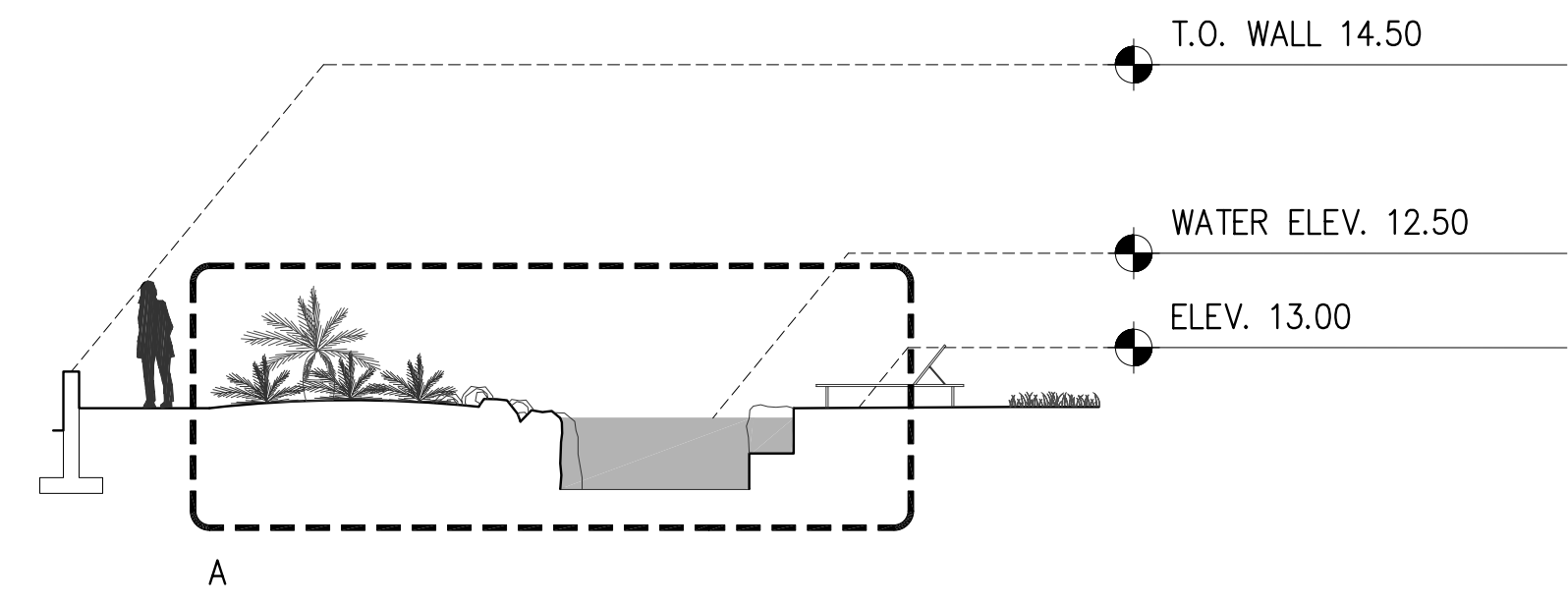


GRANDE POSADA
 03.06.2007

© DRAWINGS ARE PROTECTED BY
 COPYRIGHT. REPRODUCTION OR
 RELEASE WITHOUT WRITTEN
 PERMISSION IS PROHIBITED.
 SECTIONS

DATE 03/06/07
 DWN CM/KP
 CHK CA
 JOB # S06-569

L3.03
 OF 29 27



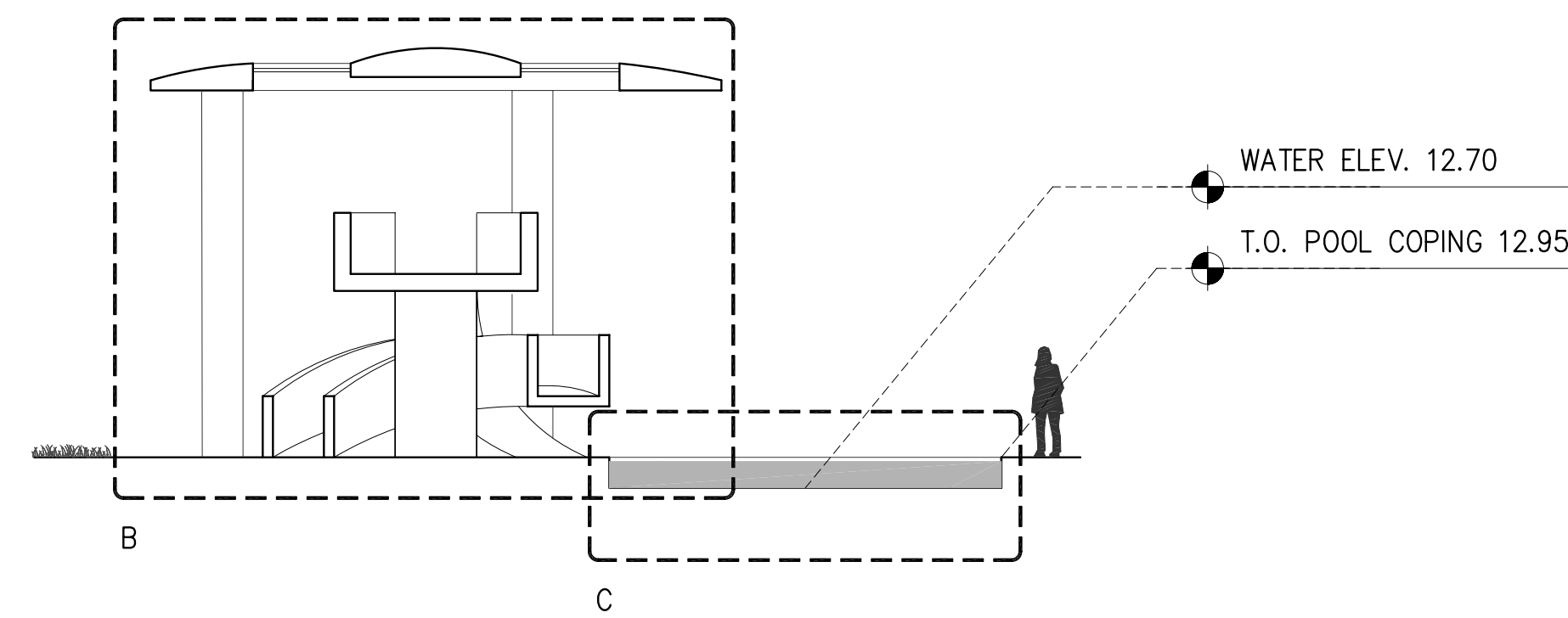
1 SECTION LOOKING WEST THROUGH TIDE POOL
 L3.04 1/8" = 1'-0" SECTION



A TIDAL POOL

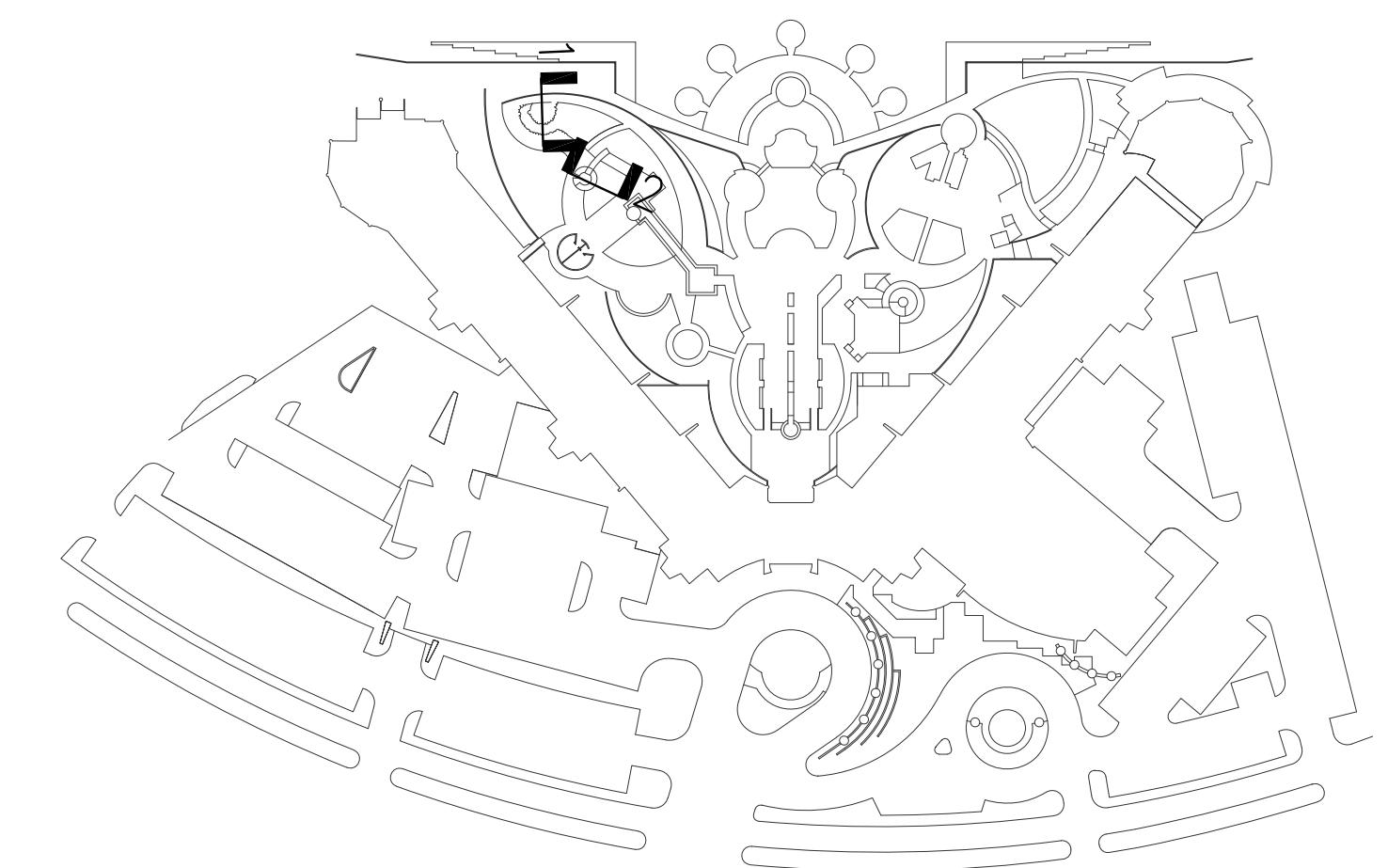
B SLIDE

C TOT POOL



2 SECTION LOOKING SOUTH THROUGH SLIDE + TOT POOL
 L3.04 1/8" = 1'-0" SECTION

GRANDE POSADA
 03.06.2007

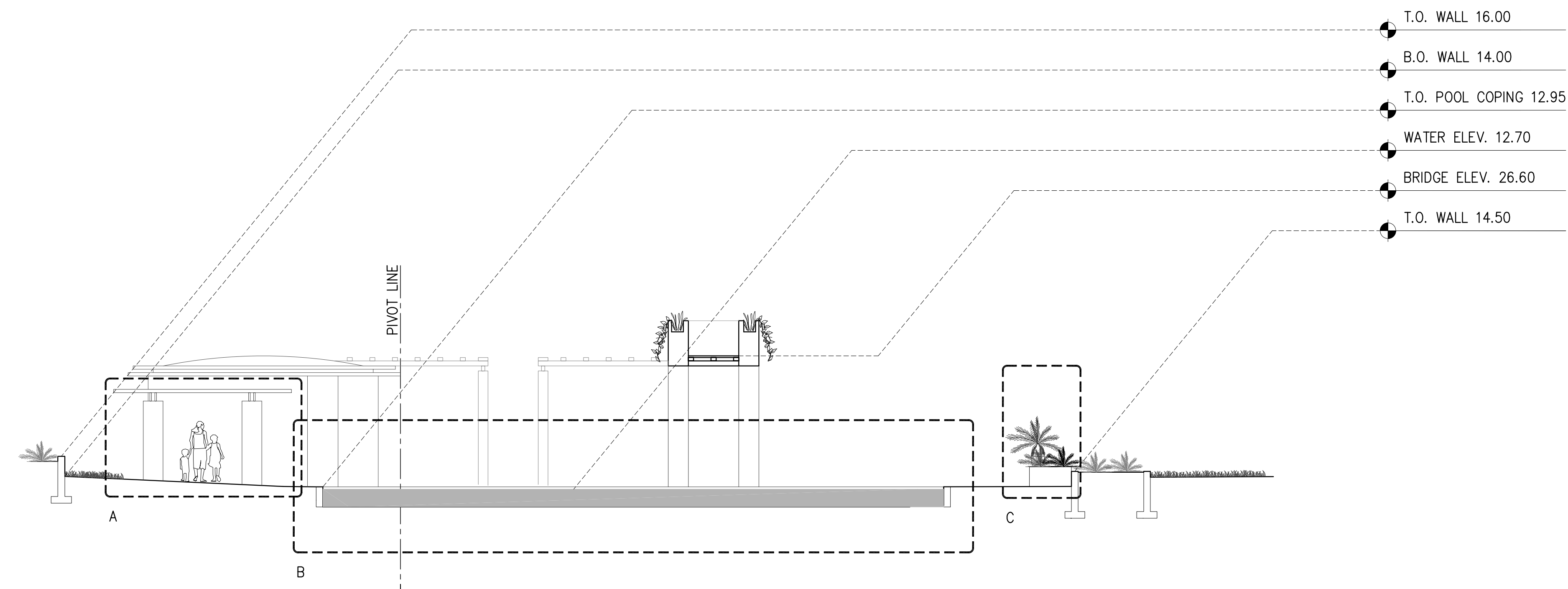


© DRAWINGS ARE PROTECTED BY
 COPYRIGHT. REPRODUCTION OR
 RELEASE WITHOUT WRITTEN
 PERMISSION IS PROHIBITED.

SECTIONS

DATE 03/06/07
 DWN CM/KP
 CHK CA
 JOB # S06-569

L3.04
 OF 29 28



1 SECTION LOOKING EAST THROUGH PLAY POOL
L3.05 1/8" = 1'-0"

SECTION



A TRELLIS



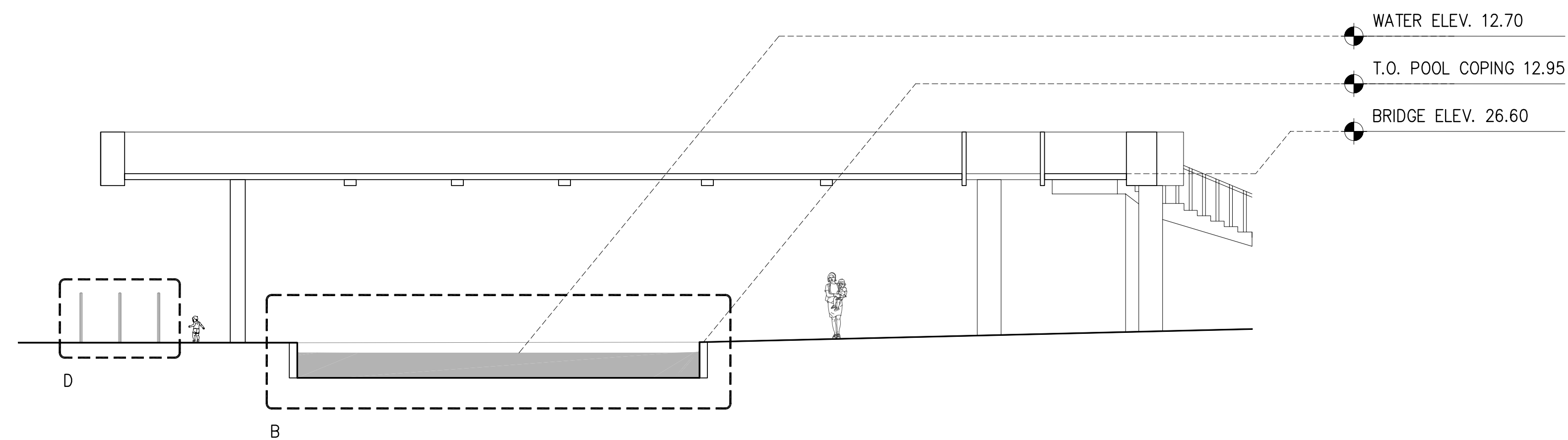
B POOL

C PLANTER

D WATER JETS

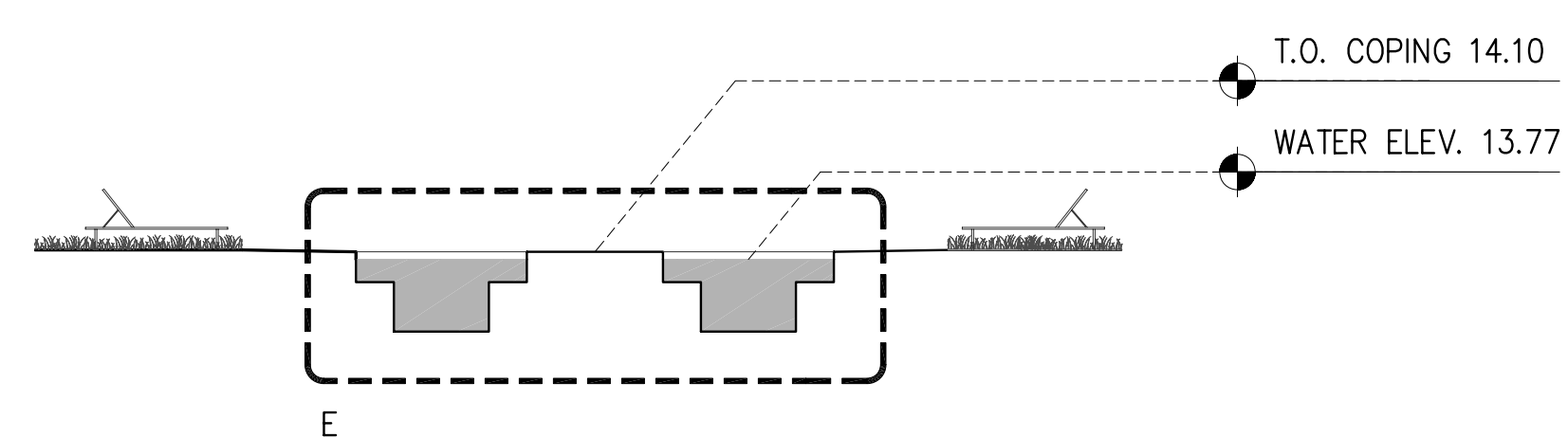


E STILL SPA



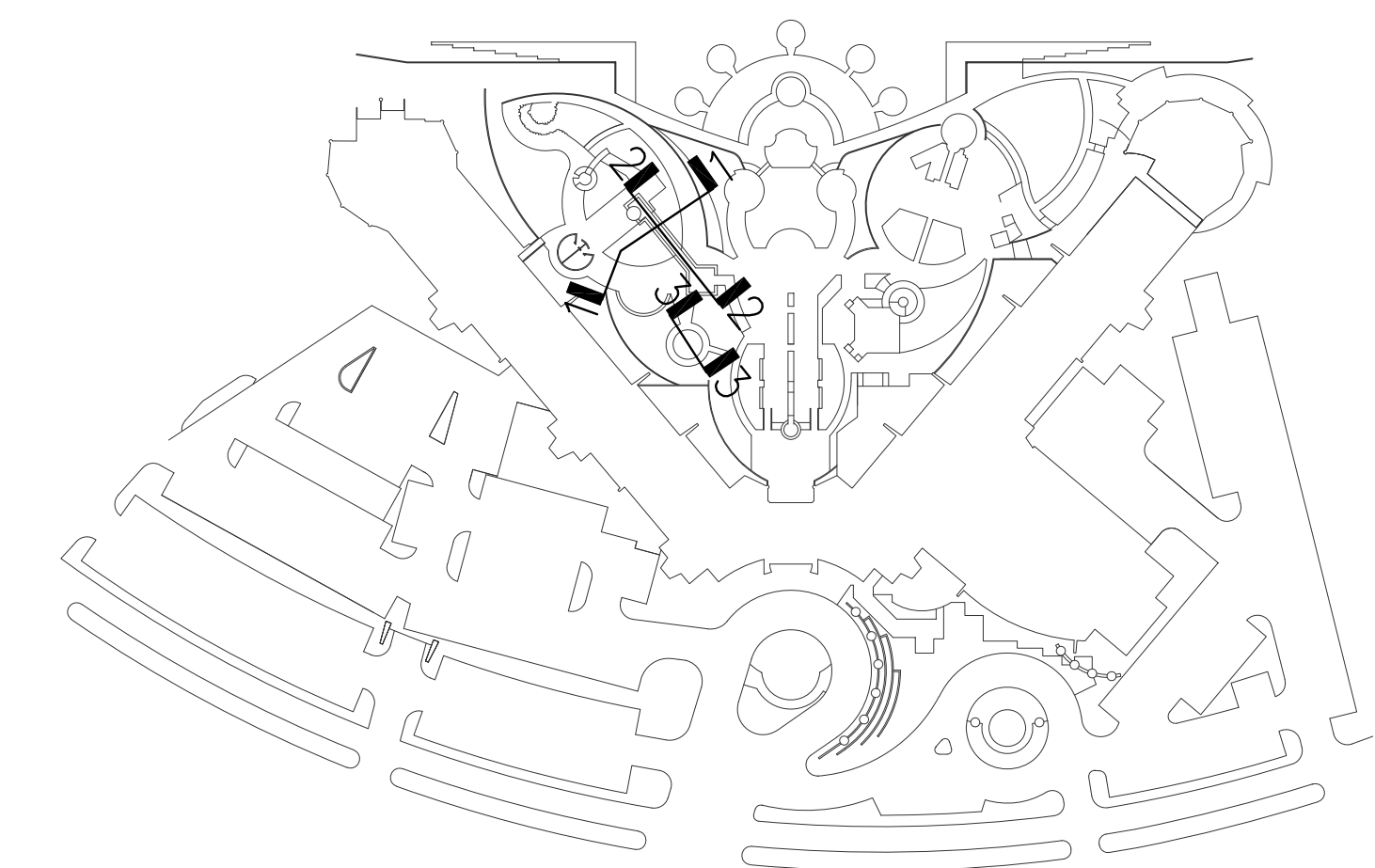
2 SECTION LOOKING EAST THROUGH PLAY POOL
L3.05 1/8" = 1'-0"

SECTION



3 SECTION LOOKING EAST THROUGH SPA
L3.05 1/8" = 1'-0"

SECTION



© DRAWINGS ARE PROTECTED BY
COPYRIGHT. REPRODUCTION OR
RELEASE WITHOUT WRITTEN
PERMISSION IS PROHIBITED.

SECTIONS

DATE 03/06/07
DWN CM/KP
CHK CA
JOB # S06-569

L3.05
OF 29 29

GRANDE POSADA
03.06.2007